


## HOW TO RETREIVE YOUR USER ID

1. Go to <https://sa.peralta.edu>, then click the 'Forgot User ID and/or password' link:



**Peralta Campus Solutions (CS) System**

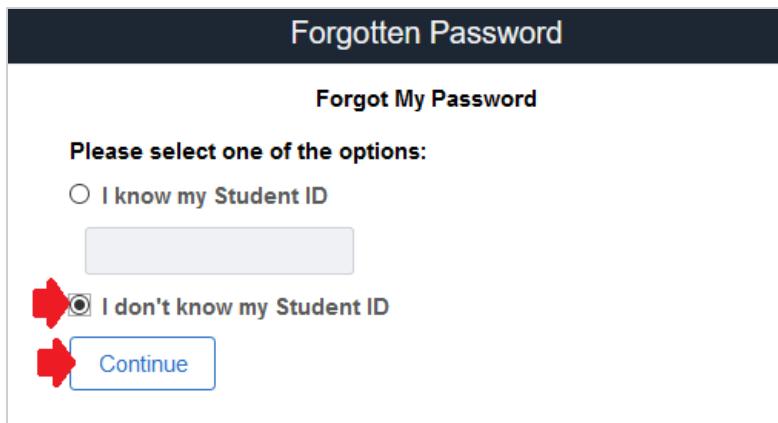
User ID

Password

**Sign In**

**Forgot User ID/Password: Students -> Please Click here**

2. Select 'I don't know my Student ID' and click the 'Continue' button:



**Forgotten Password**

**Forgot My Password**

**Please select one of the options:**

I know my Student ID


I don't know my Student ID



**Continue**

3. Enter the email address linked to your student account and your date of birth, then click the 'Submit' button:

**Retrieve Student ID**

Enter the email address that has been registered with Peralta

**Email Address** 

**Birthdate**   

If the email address matches what we have in the system, a message will pop up indicating that an email has been sent with your Student ID:

**Student ID Emailed**

Your Student ID was sent to the email address that you had just entered.

If the email address does not match what we have in the system, you will received this error message:

**Student ID** ×

Sorry, we are unable to verify your information. If you continue to experience issues, please complete the [Personal Information Update Form](#) and email it to [reset@peralta.edu](mailto:reset@peralta.edu) or submit a paper copy to your College Admissions and Records Office.

You will need to click the link to the Personal Information Update Form and use this form to update your email address before you are allowed to retrieve your Student ID.