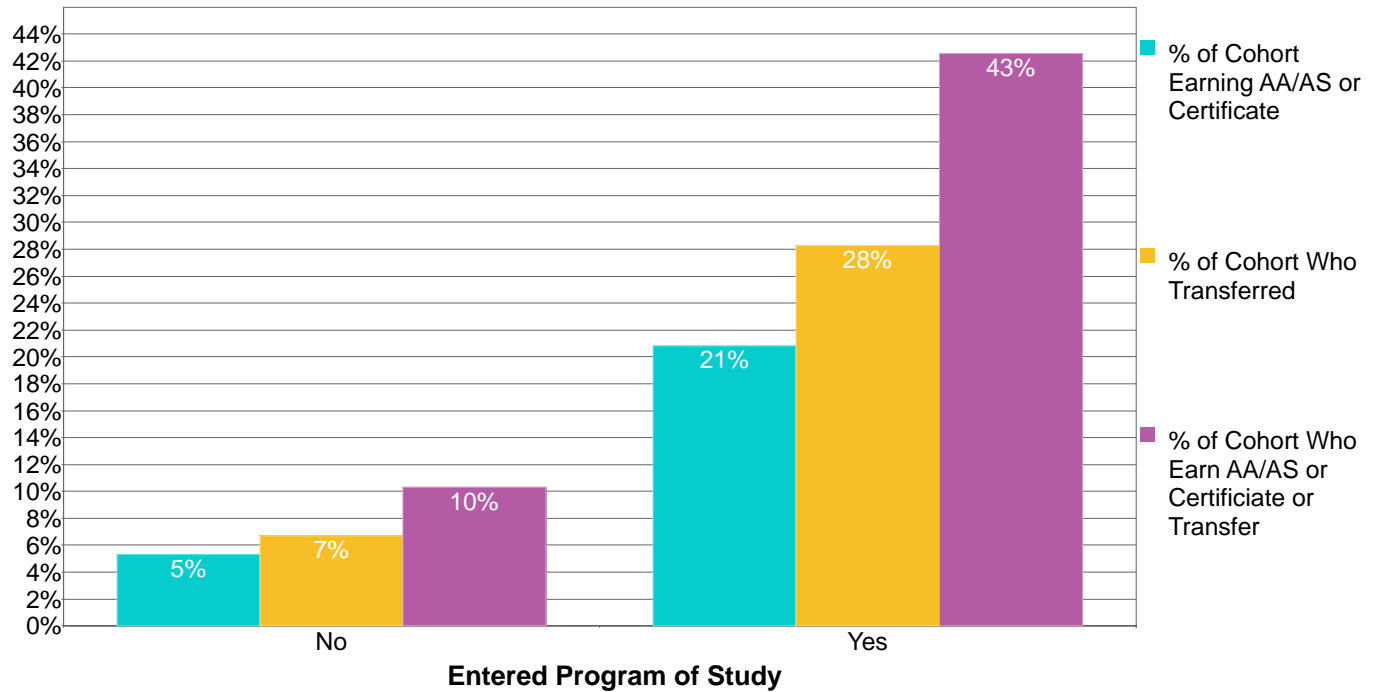


**College of Alameda**

**Percentages of the Fall 2003 First-Time College Cohort Who Earn an AA/AS or Certificate or Transfer within Six Years by Entry to Program of Study within First Year**



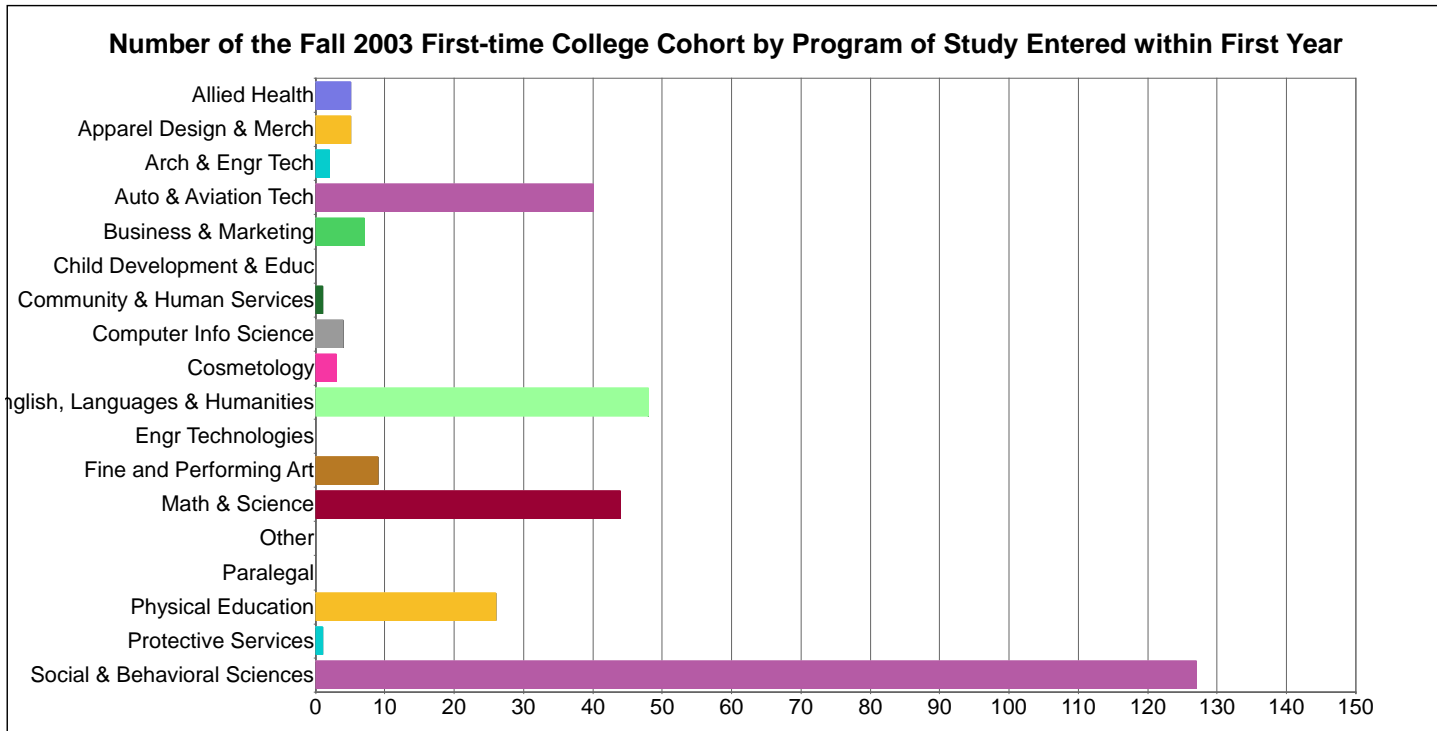
**Count and Percentage Tracking of the Fall 2003 Cohort Who Earn an AA/AS or Certificate or Transfer within Six Years by Entry to Program of Study within First Year**

Entered a Program of Study	Count of Cohort	Percent of Cohort	Count of Cohort Who Earn an AA/AS or Certificate	Percent of Cohort Who Earn an AA/AS or Certificate	Count of Cohort Who Transfer to 4-yr College	Percent of Cohort Who Transfer to 4-yr College	Count of Cohort Who Earn a Deg/ Cert or Transfer	Percent of Cohort Who Earn a Deg/ Cert or Transfer
Yes	322	34%	67	21%	91	28%	137	43%
No	758	66%	40	5%	51	7%	78	10%
<b>Totals</b>	<b>1,080</b>	<b>100%</b>	<b>107</b>	<b>10%</b>	<b>142</b>	<b>13%</b>	<b>215</b>	<b>20%</b>

Note: Entry into a program is defined as passing three courses within a program of study with a grade of D or better within the indicated time period. Counts for Non-Entry reflect the program the student has taken the most courses in without entry during the indicated time period. Thus, where the time period for entry is the first year, the student may have entered a program in later semesters or years or may have taken courses in the program without ever achieving entry before leaving the college or district. Courses taken at any college within the district are included. The first year consists of the fall term of the cohort and the immediate prior summer and the immediate following spring terms.

Source: Transfer figures derived from state Chancellor's Office ARCC files for Student Progress and Achievement by matching student ID's of ARCC cohort data (all available cohorts simultaneously) with those of the indicated College's fall entering cohort. ARCC data includes transfers to CSU, UC, and private and out-of-state colleges whose data is available in the National Student Clearinghouse. ARCC data does not specify the institution to which the student transferred nor periods less than six years.

**College of Alameda**



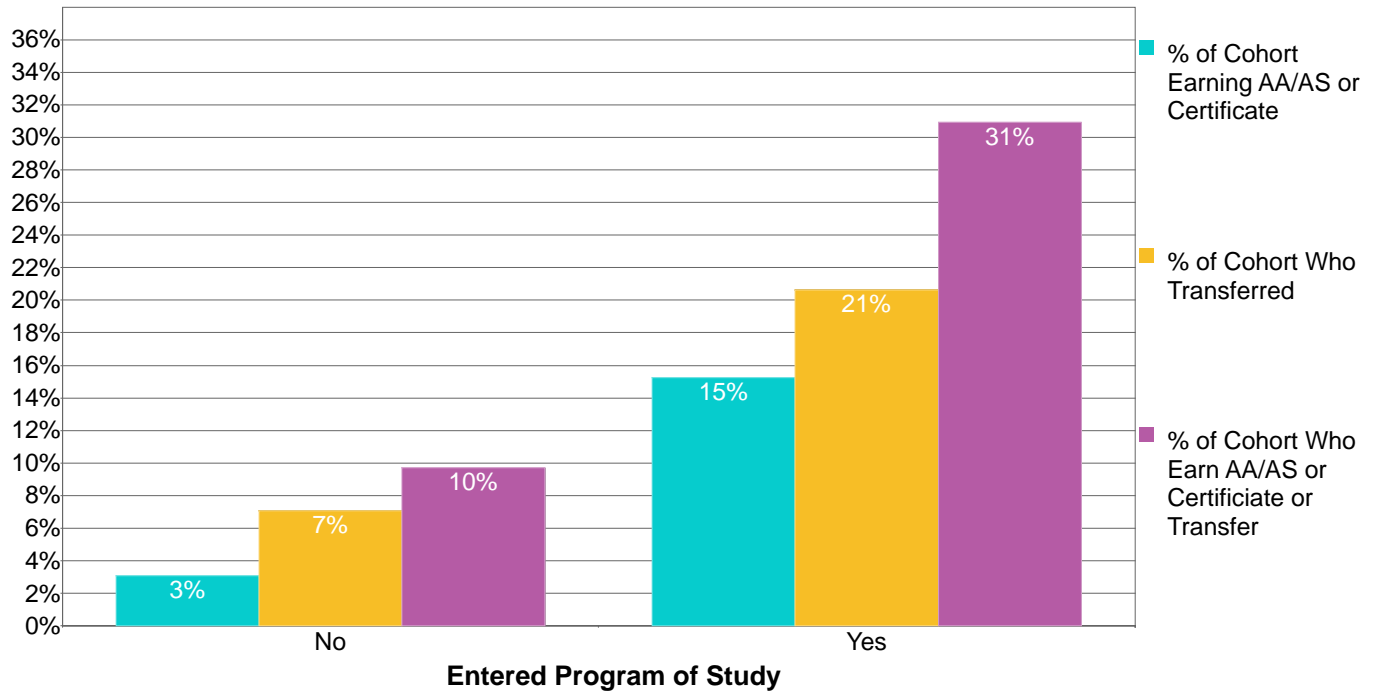
**Count of the Fall 2003 First-time College Cohort by Entry/Non-Entry to Program of Study within First Year**

Program	Did Not Enter in First Year	Entered in First Year	Total
Allied Health	16	5	21
Apparel Design & Merch	12	5	17
Arch & Engr Tech	0	2	2
Auto & Aviation Tech	63	40	103
Business & Marketing	25	7	32
Child Development & Educ	3	0	3
Community & Human Services	0	1	1
Computer Info Science	22	4	26
Cosmetology	1	3	4
English, Languages & Humanities	149	48	197
Engr Technologies	1	0	1
Fine and Performing Art	27	9	36
Math & Science	73	44	117
Other	189	0	189
Paralegal	2	0	2
Physical Education	33	26	59
Protective Services	3	1	4
Social & Behavioral Sciences	139	127	266
<b>Total</b>	<b>758</b>	<b>322</b>	<b>1,080</b>

Note: Entry into a program is defined as passing three courses within a program of study with a grade of D or better within the indicated time period. Counts for Non-Entry reflect the program the student has taken the most courses in without entry during the indicated time period. Thus, where the time period for entry is the first year, the student may have entered a program in later semesters or years or may have taken courses in the program without ever achieving entry before leaving the college or district. Courses taken at any college within the district are included. The first year consists of the fall term of the cohort and the immediate prior summer and the immediate following spring terms.

**Berkeley City College**

**Percentages of the Fall 2003 First-Time College Cohort Who Earn an AA/AS or Certificate or Transfer within Six Years by Entry to Program of Study within First Year**



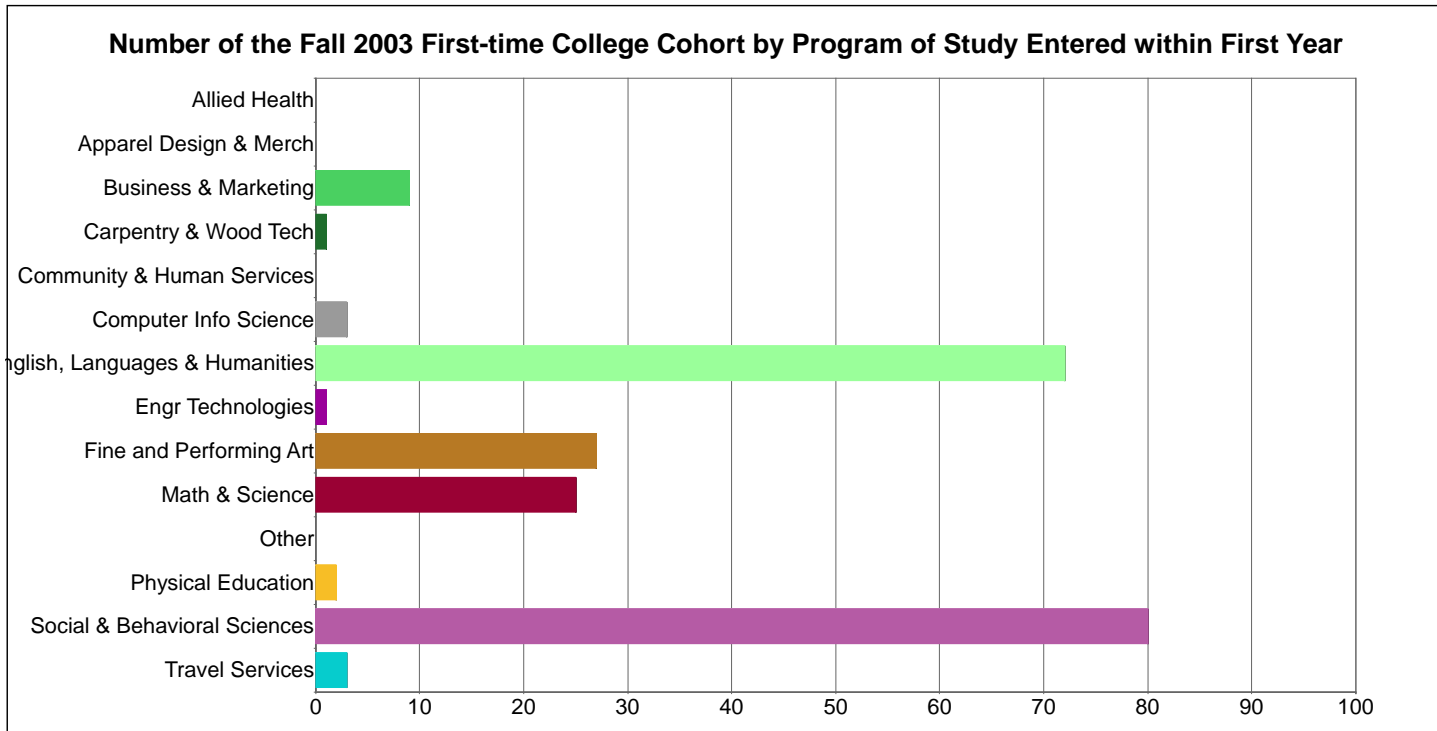
**Count and Percentage Tracking of the Fall 2003 Cohort Who Earn an AA/AS or Certificate or Transfer within Six Years by Entry to Program of Study within First Year**

Entered a Program of Study	Count of Cohort	Percent of Cohort	Count of Cohort Who Earn an AA/AS or Certificate	Percent of Cohort Who Earn an AA/AS or Certificate	Count of Cohort Who Transfer to 4-yr College	Percent of Cohort Who Transfer to 4-yr College	Count of Cohort Who Earn a Deg/ Cert or Transfer	Percent of Cohort Who Earn a Deg/ Cert or Transfer
Yes	223	35%	34	15%	46	21%	69	31%
No	453	65%	14	3%	32	7%	44	10%
<b>Totals</b>	<b>676</b>	<b>100%</b>	<b>48</b>	<b>7%</b>	<b>78</b>	<b>12%</b>	<b>113</b>	<b>17%</b>

Note: Entry into a program is defined as passing three courses within a program of study with a grade of D or better within the indicated time period. Counts for Non-Entry reflect the program the student has taken the most courses in without entry during the indicated time period. Thus, where the time period for entry is the first year, the student may have entered a program in later semesters or years or may have taken courses in the program without ever achieving entry before leaving the college or district. Courses taken at any college within the district are included. The first year consists of the fall term of the cohort and the immediate prior summer and the immediate following spring terms.

Source: Transfer figures derived from state Chancellor's Office ARCC files for Student Progress and Achievement by matching student ID's of ARCC cohort data (all available cohorts simultaneously) with those of the indicated College's fall entering cohort. ARCC data includes transfers to CSU, UC, and private and out-of-state colleges whose data is available in the National Student Clearinghouse. ARCC data does not specify the institution to which the student transferred nor periods less than six years.

**Berkeley City College**



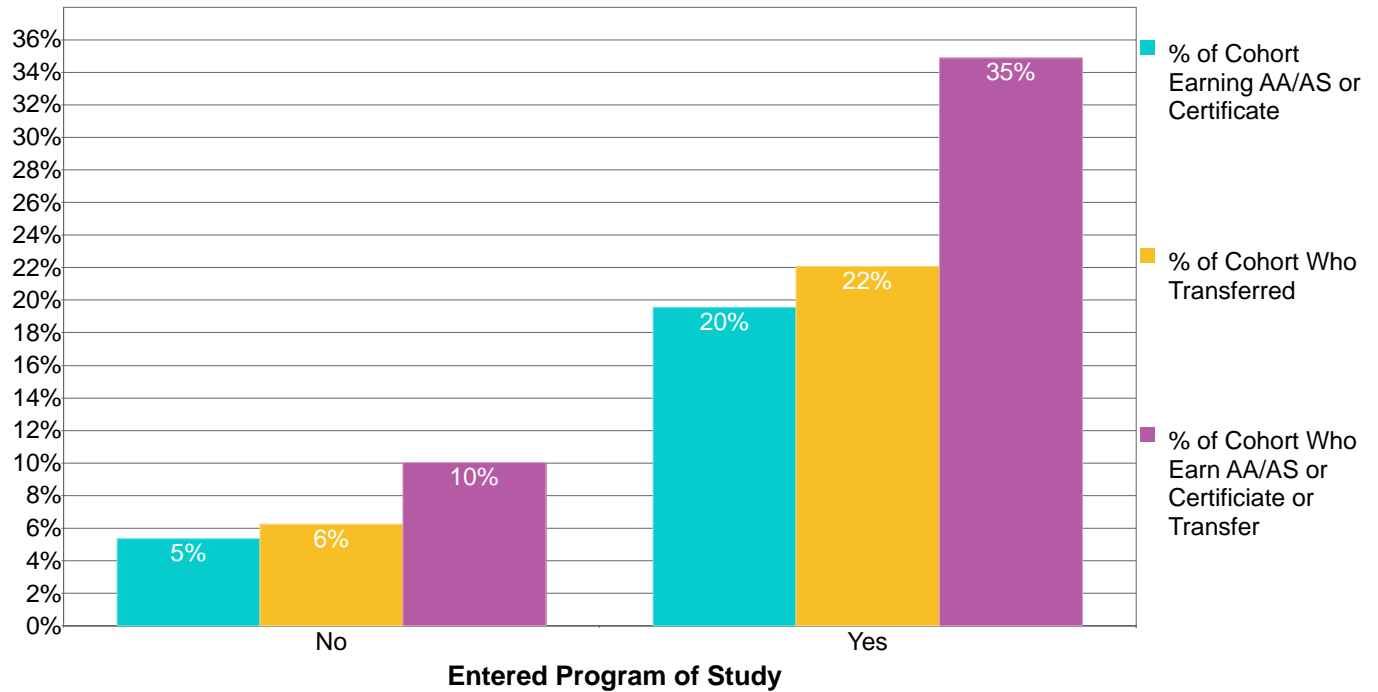
**Count of the Fall 2003 First-time College Cohort by Entry/Non-Entry to Program of Study within First Year**

Program	Did Not Enter in First Year	Entered in First Year	Total
Allied Health	3	0	3
Apparel Design & Merch	1	0	1
Business & Marketing	18	9	27
Carpentry & Wood Tech	1	1	2
Community & Human Services	3	0	3
Computer Info Science	10	3	13
English, Languages & Humanities	165	72	237
Engr Technologies	0	1	1
Fine and Performing Art	29	27	56
Math & Science	79	25	104
Physical Education	1	2	3
Social & Behavioral Sciences	93	80	173
Travel Services	9	3	12
Other	41	0	41
<b>Total</b>	<b>453</b>	<b>223</b>	<b>676</b>

Note: Entry into a program is defined as passing three courses within a program of study with a grade of D or better within the indicated time period. Counts for Non-Entry reflect the program the student has taken the most courses in without entry during the indicated time period. Thus, where the time period for entry is the first year, the student may have entered a program in later semesters or years or may have taken courses in the program without ever achieving entry before leaving the college or district. Courses taken at any college within the district are included. The first year consists of the fall term of the cohort and the immediate prior summer and the immediate following spring terms.

## Laney College

**Percentages of the Fall 2003 First-Time College Cohort Who Earn an AA/AS or Certificate or Transfer within Six Years by Entry to Program of Study within First Year**



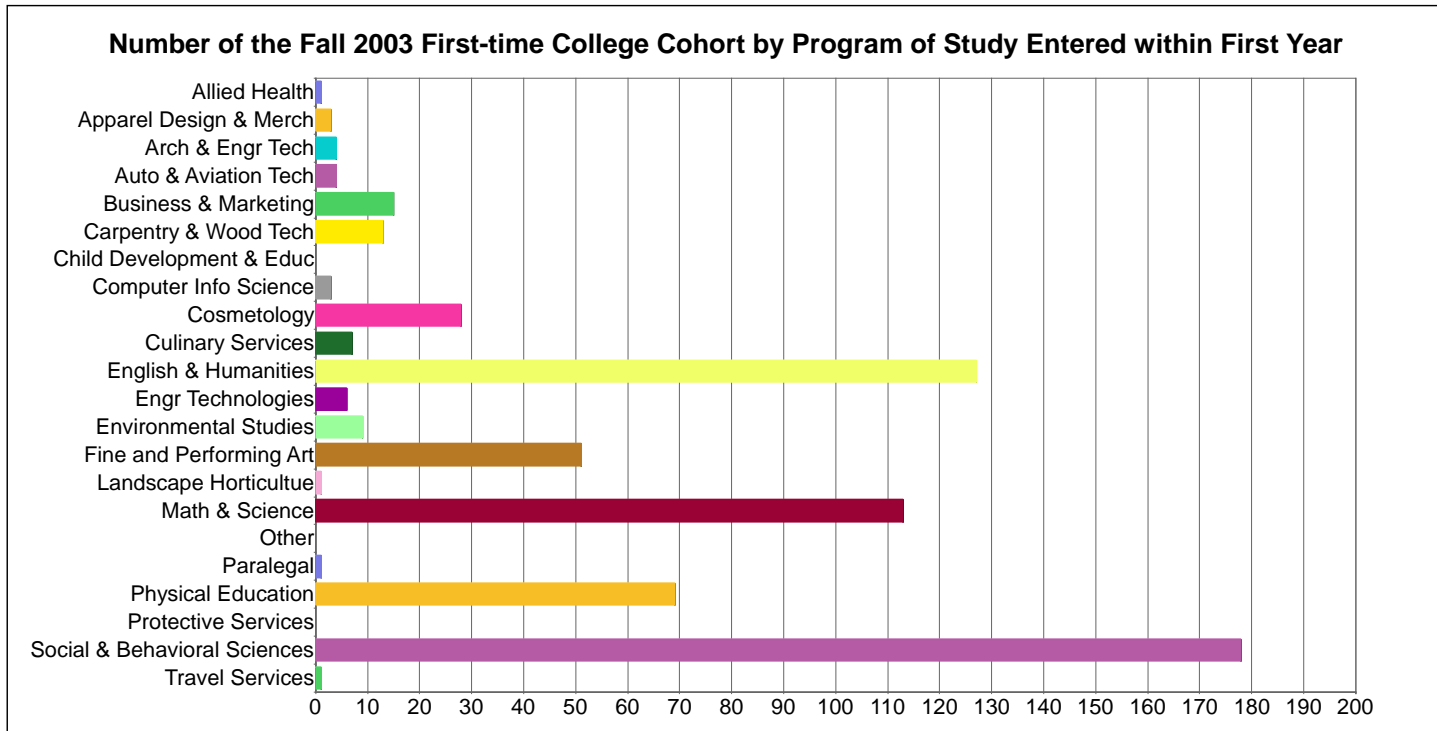
**Count and Percentage Tracking of the Fall 2003 Cohort Who Earn an AA/AS or Certificate or Transfer within Six Years by Entry to Program of Study within First Year**

Entered a Program of Study	Count of Cohort	Percent of Cohort	Count of Cohort Who Earn an AA/AS or Certificate	Percent of Cohort Who Earn an AA/AS or Certificate	Count of Cohort Who Transfer to 4-yr College	Percent of Cohort Who Transfer to 4-yr College	Count of Cohort Who Earn a Deg/ Cert or Transfer	Percent of Cohort Who Earn a Deg/ Cert or Transfer
Yes	634	29%	124	20%	140	22%	221	35%
No	1,682	71%	90	5%	105	6%	169	10%
<b>Totals</b>	<b>2,316</b>	<b>100%</b>	<b>214</b>	<b>9%</b>	<b>245</b>	<b>11%</b>	<b>390</b>	<b>17%</b>

Note: Entry into a program is defined as passing three courses within a program of study with a grade of D or better within the indicated time period. Counts for Non-Entry reflect the program the student has taken the most courses in without entry during the indicated time period. Thus, where the time period for entry is the first year, the student may have entered a program in later semesters or years or may have taken courses in the program without ever achieving entry before leaving the college or district. Courses taken at any college within the district are included. The first year consists of the fall term of the cohort and the immediate prior summer and the immediate following spring terms.

Source: Transfer figures derived from state Chancellor's Office ARCC files for Student Progress and Achievement by matching student ID's of ARCC cohort data (all available cohorts simultaneously) with those of the indicated College's fall entering cohort. ARCC data includes transfers to CSU, UC, and private and out-of-state colleges whose data is available in the National Student Clearinghouse. ARCC data does not specify the institution to which the student transferred nor periods less than six years.

## Laney College



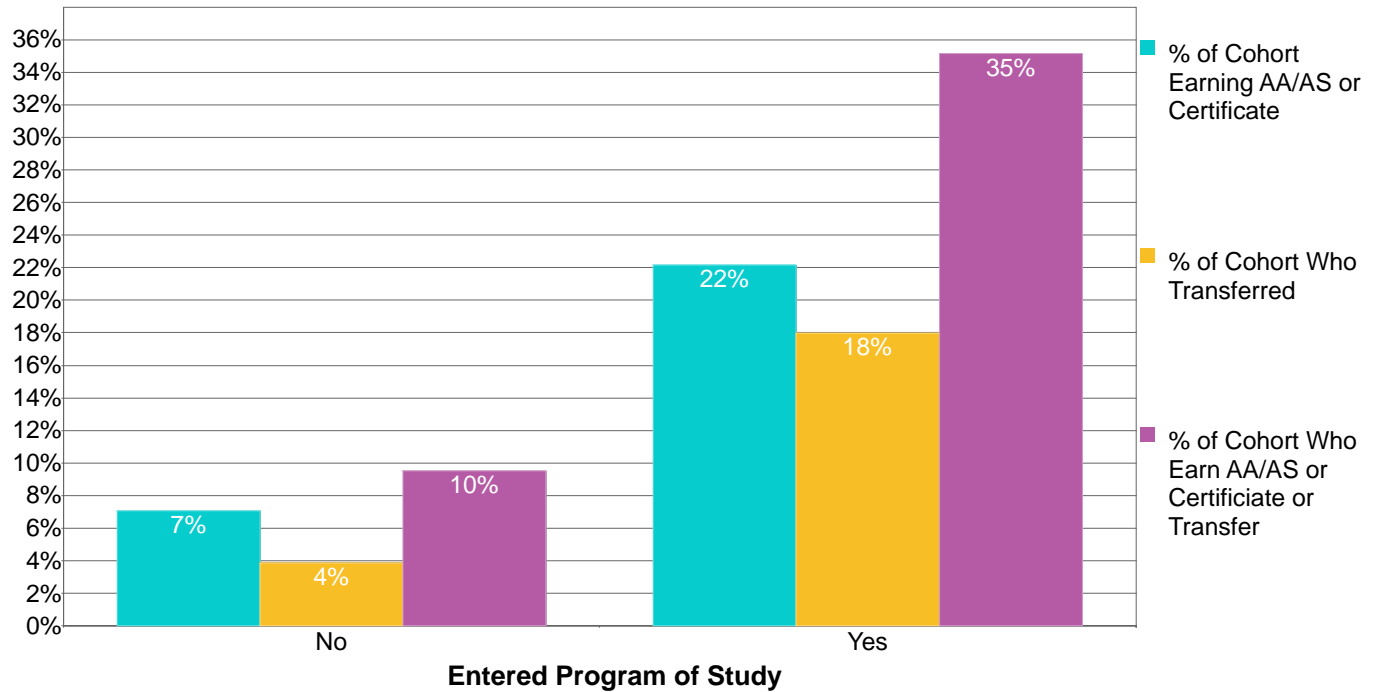
**Count of the Fall 2003 First-time College Cohort by Entry/Non-Entry to Program of Study within First Year**

Program	Did Not Enter in First Year	Entered in First Year	Total
Allied Health	9	1	10
Apparel Design & Merch	2	3	5
Arch & Engr Tech	3	4	7
Auto & Aviation Tech	7	4	11
Business & Marketing	76	15	91
Carpentry & Wood Tech	31	13	44
Child Development & Educ	3	0	3
Computer Info Science	29	3	32
Cosmetology	20	28	48
Culinary Services	18	7	25
English & Humanities	276	127	403
Engr Technologies	27	6	33
Environmental Studies	3	9	12
Fine and Performing Art	100	51	151
Landscape Horticultue	0	1	1
Math & Science	156	113	269
Paralegal	4	1	5
Physical Education	74	69	143
Protective Services	3	0	3
Social & Behavioral Sciences	273	178	451
Travel Services	0	1	1
Other	568	0	568
<b>Total</b>	<b>1,682</b>	<b>634</b>	<b>2,316</b>

Note: Entry into a program is defined as passing three courses within a program of study with a grade of D or better within the indicated time period. Counts for Non-Entry reflect the program the student has taken the most courses in without entry during the indicated time period. Thus, where the time period for entry is the first year, the student may have entered a program in later semesters or years or may have taken courses in the program without ever achieving entry before leaving the college or district. Courses taken at any college within the district are included. The first year consists of the fall term of the cohort and the immediate prior summer and the immediate following spring terms.

**Merritt College**

**Percentages of the Fall 2003 First-Time College Cohort Who Earn an AA/AS or Certificate or Transfer within Six Years by Entry to Program of Study within First Year**



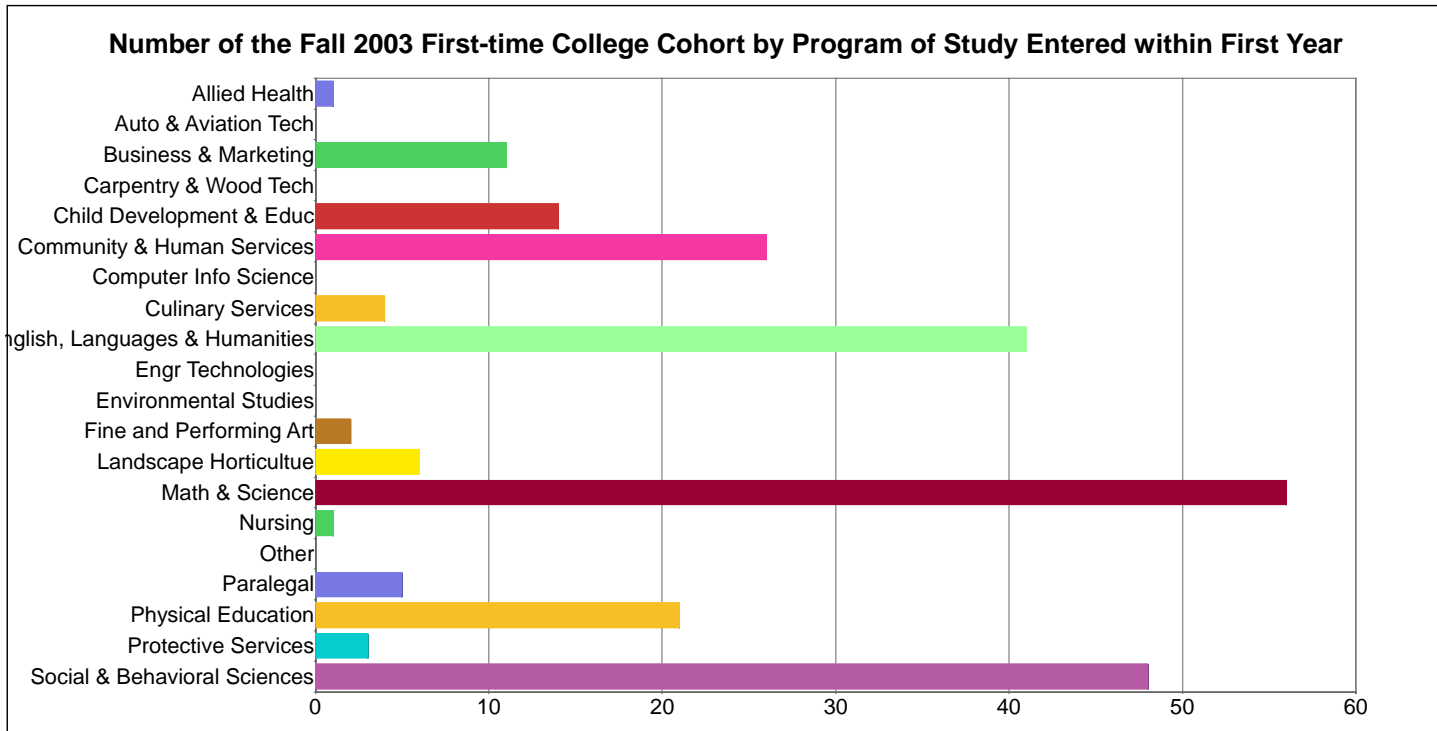
**Count and Percentage Tracking of the Fall 2003 Cohort Who Earn an AA/AS or Certificate or Transfer within Six Years by Entry to Program of Study within First Year**

Entered a Program of Study	Count of Cohort	Percent of Cohort	Count of Cohort Who Earn an AA/AS or Certificate	Percent of Cohort Who Earn an AA/AS or Certificate	Count of Cohort Who Transfer to 4-yr College	Percent of Cohort Who Transfer to 4-yr College	Count of Cohort Who Earn a Deg/ Cert or Transfer	Percent of Cohort Who Earn a Deg/ Cert or Transfer
Yes	239	24%	53	22%	43	18%	84	35%
No	849	76%	60	7%	33	4%	81	10%
<b>Totals</b>	<b>1,088</b>	<b>100%</b>	<b>113</b>	<b>10%</b>	<b>76</b>	<b>7%</b>	<b>165</b>	<b>15%</b>

Note: Entry into a program is defined as passing three courses within a program of study with a grade of D or better within the indicated time period. Counts for Non-Entry reflect the program the student has taken the most courses in without entry during the indicated time period. Thus, where the time period for entry is the first year, the student may have entered a program in later semesters or years or may have taken courses in the program without ever achieving entry before leaving the college or district. Courses taken at any college within the district are included. The first year consists of the fall term of the cohort and the immediate prior summer and the immediate following spring terms.

Source: Transfer figures derived from state Chancellor's Office ARCC files for Student Progress and Achievement by matching student ID's of ARCC cohort data (all available cohorts simultaneously) with those of the indicated College's fall entering cohort. ARCC data includes transfers to CSU, UC, and private and out-of-state colleges whose data is available in the National Student Clearinghouse. ARCC data does not specify the institution to which the student transferred nor periods less than six years.

## Merritt College



**Count of the Fall 2003 First-time College Cohort by Entry/Non-Entry to Program of Study within First Year**

Program	Did Not Enter in First Year	Entered in First Year	Total
Allied Health	25	1	26
Auto & Aviation Tech	2	0	2
Business & Marketing	32	11	43
Carpentry & Wood Tech	2	0	2
Child Development & Educ	52	14	66
Community & Human Services	8	26	34
Computer Info Science	11	0	11
Culinary Services	8	4	12
English, Languages & Humanities	161	41	202
Engr Technologies	1	0	1
Environmental Studies	2	0	2
Fine and Performing Art	24	2	26
Landscape Horticultue	11	6	17
Math & Science	103	56	159
Nursing	8	1	9
Other	208	0	208
Paralegal	9	5	14
Physical Education	33	21	54
Protective Services	13	3	16
Social & Behavioral Sciences	136	48	184
<b>Total</b>	<b>849</b>	<b>239</b>	<b>1,088</b>

Note: Entry into a program is defined as passing three courses within a program of study with a grade of D or better within the indicated time period. Counts for Non-Entry reflect the program the student has taken the most courses in without entry during the indicated time period. Thus, where the time period for entry is the first year, the student may have entered a program in later semesters or years or may have taken courses in the program without ever achieving entry before leaving the college or district. Courses taken at any college within the district are included. The first year consists of the fall term of the cohort and the immediate prior summer and the immediate following spring terms.