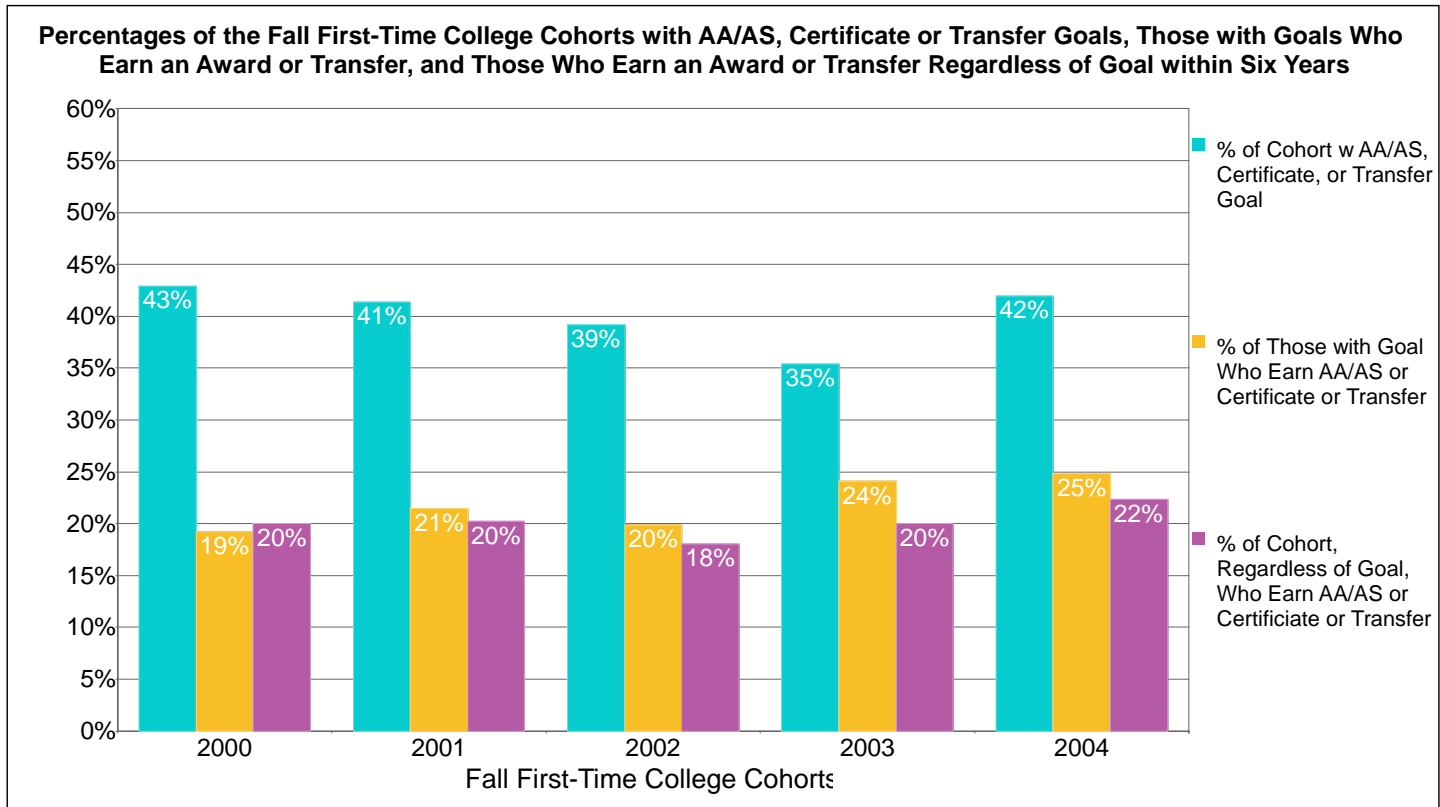


College of Alameda



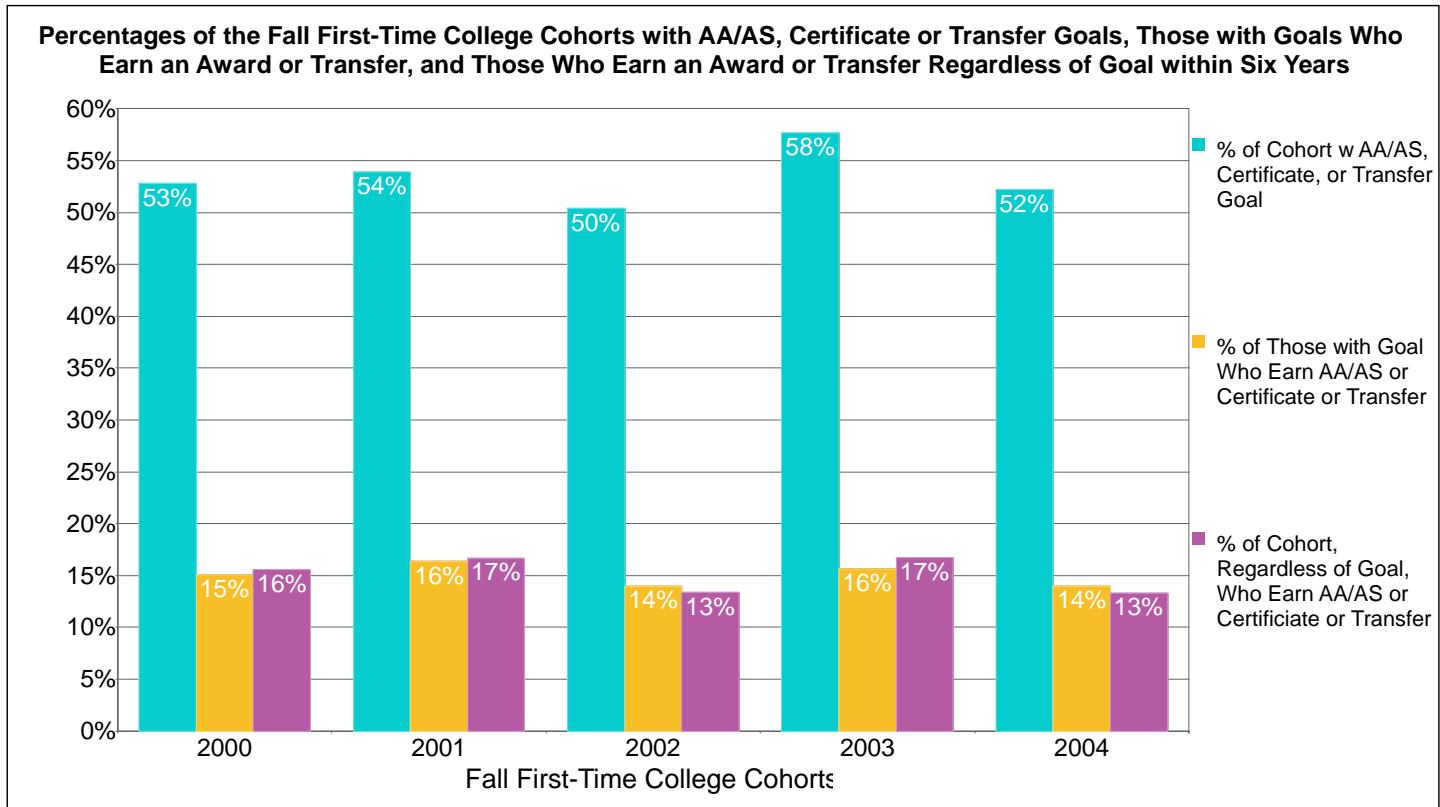
Count and Percentage Tracking of the Fall Matriculated First-Time College Cohort for AA/AS, Certificate, or Transfer Goal and Those Who Earn an AA/AS or Certificate or Transfer within Six Years

Fall Cohort	Count of Fall Cohort	Count of Cohort with AA/AS, Certificate or Transfer Goal	Percent of Cohort with AA/AS, Certificate or Transfer Goal	Count of Those with Goal Who Earn an AA/AS, Certificate or Transfer	Percent of Those with Goal Who Earn an AA/AS, Certificate or Transfer	Count of Cohort, Regardless of Goal, Who Earn an AA/AS or Certificate	Percent of Cohort, Regardless of Goal, Who Earn an AA/AS or Certificate	Count of Cohort, Regardless of Goal, Who Trnsfr to 4-yr College	Percent of Cohort, Regardless of Goal, Who Transfer to 4-yr College	Count of Cohort, Regardless of Goal, Who Earn a Deg/Cert or Transfer	Percent of Cohort, Regardless of Goal, Who Earn a Deg/Cert or Transfer
2000	909	390	43%	75	19%	111	12%	105	12%	182	20%
2001	1,036	429	41%	92	21%	113	11%	138	13%	210	20%
2002	1,053	413	39%	82	20%	108	10%	117	11%	190	18%
2003	1,080	382	35%	92	24%	108	10%	142	13%	216	20%
2004	913	383	42%	95	25%	102	11%	135	15%	204	22%
Totals	4,991	1,997	40%	436	22%	542	11%	637	13%	1,002	20%

Note: Cohorta consists of Fall students enrolled at census with an Enrollment Status of "First-Time College" and with a Matriculation Status of "Matriculated." The student's goal is the Informed or Matriculation Goal with values of 1, 2, 3, 4, or 5, i.e., the goals of Transfer with or without an AA/AS, AA/AS General Education, AA/AS Vocational, or Certificate. Students are individually tracked to determine the number of the cohort, the number of those with the indicated goals who earn an AA/AS degree or Certificate at any Peralta CCD college or transfer to a 4-yr college, and the number who, regardless of goal, earn an AA/AS degree or Certificate at any Peralta CCD college or transfer to a 4-yr college within the indicated number of years.

Source: Transfer figures detrievd from state Chancellor's Office ARCC files for Student Progress and Achievement by matching student ID's of ARCC cohort data (all available cohorts simultaneously) with those of the indicated College's fall entering cohort. ARCC data includes transfers to CSU, UC, and private and out-of-state colleges whose data is available in the National Student Clearinghouse. ARCC data does not specify the institution to which the student transferred.

Berkeley City College



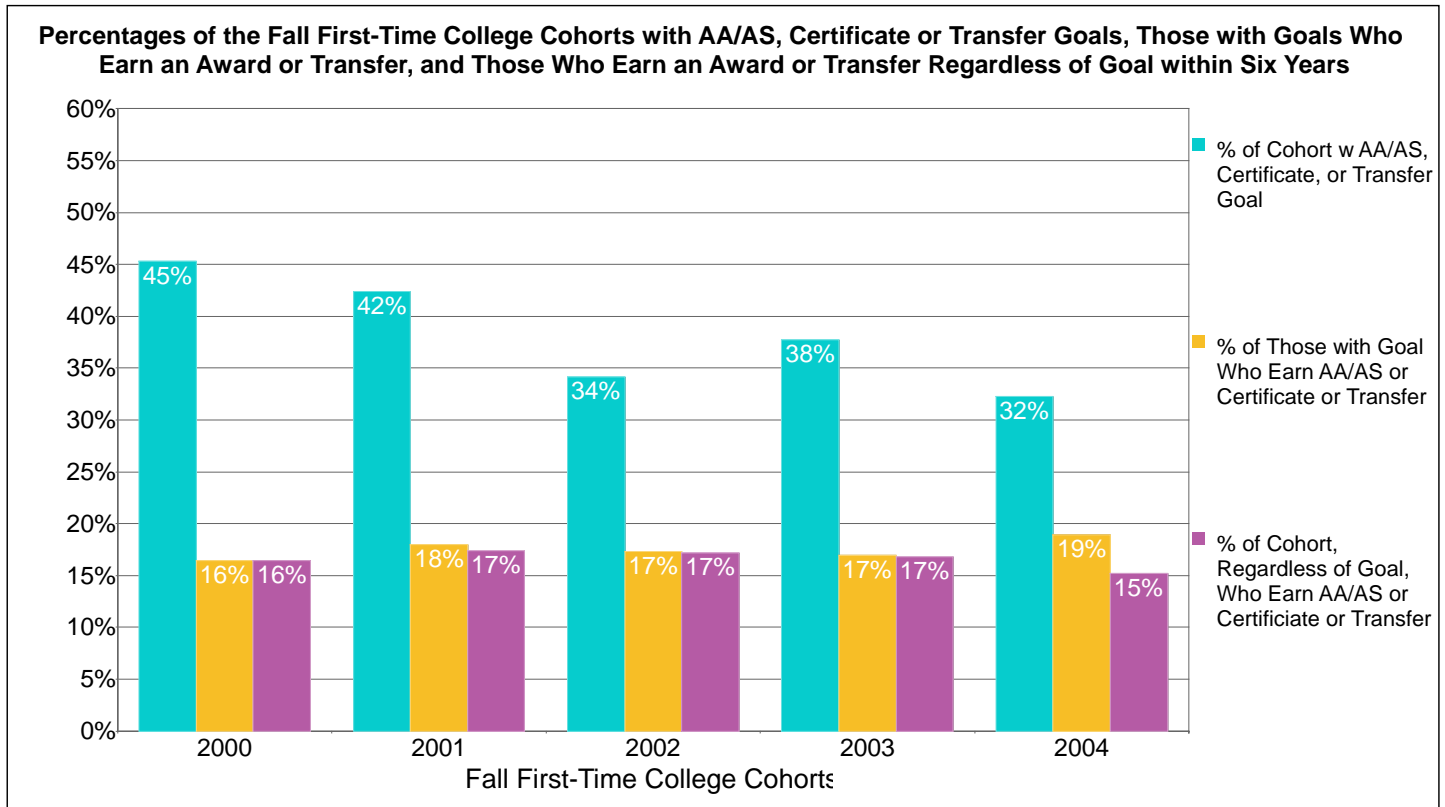
Count and Percentage Tracking of the Fall Matriculated First-Time College Cohort for AA/AS, Certificate, or Transfer Goal and Those Who Earn an AA/AS or Certificate or Transfer within Six Years

Fall Cohort	Count of Fall Cohort	Count of Cohort with AA/AS, Certificate or Transfer Goal	Percent of Cohort with AA/AS, Certificate or Transfer Goal	Count of Those with Goal Who Earn an AA/AS, Certificate or Transfer	Percent of Those with Goal Who Earn an AA/AS, Certificate or Transfer	Count of Cohort, Regardless of Goal, Who Earn an AA/AS or Certificate	Percent of Cohort, Regardless of Goal, Who Earn an AA/AS or Certificate	Count of Cohort, Regardless of Goal, Who Trnsfr to 4-yr College	Percent of Cohort, Regardless of Goal, Who Transfer to 4-yr College	Count of Cohort, Regardless of Goal, Who Earn a Deg/Cert or Transfer	Percent of Cohort, Regardless of Goal, Who Earn a Deg/Cert or Transfer
2000	617	326	53%	49	15%	50	8%	56	9%	96	16%
2001	690	372	54%	61	16%	58	8%	73	11%	115	17%
2002	710	358	50%	50	14%	48	7%	62	9%	95	13%
2003	676	390	58%	61	16%	48	7%	78	12%	113	17%
2004	670	350	52%	49	14%	39	6%	58	9%	89	13%
Totals	3,363	1,796	53%	270	15%	243	7%	327	10%	508	15%

Note: Cohorta consists of Fall students enrolled at census with an Enrollment Status of "First-Time College" and with a Matriculation Status of "Matriculated." The student's goal is the Informed or Matriculation Goal with values of 1, 2, 3, 4, or 5, i.e., the goals of Transfer with or without an AA/AS, AA/AS General Education, AA/AS Vocational, or Certificate. Students are individually tracked to determine the number of the cohort, the number of those with the indicated goals who earn an AA/AS degree or Certificate at any Peralta CCD college or transfer to a 4-yr college, and the number who, regardless of goal, earn an AA/AS degree or Certificate at any Peralta CCD college or transfer to a 4-yr college within the indicated number of years.

Source: Transfer figures detrired from state Chancellor's Office ARCC files for Student Progress and Achievement by matching student ID's of ARCC cohort data (all available cohorts simultaneously) with those of the indicated College's fall entering cohort. ARCC data includes transfers to CSU, UC, and private and out-of-state colleges whose data is available in the National Student Clearinghouse. ARCC data does not specify the institution to which the student transferred.

Laney College



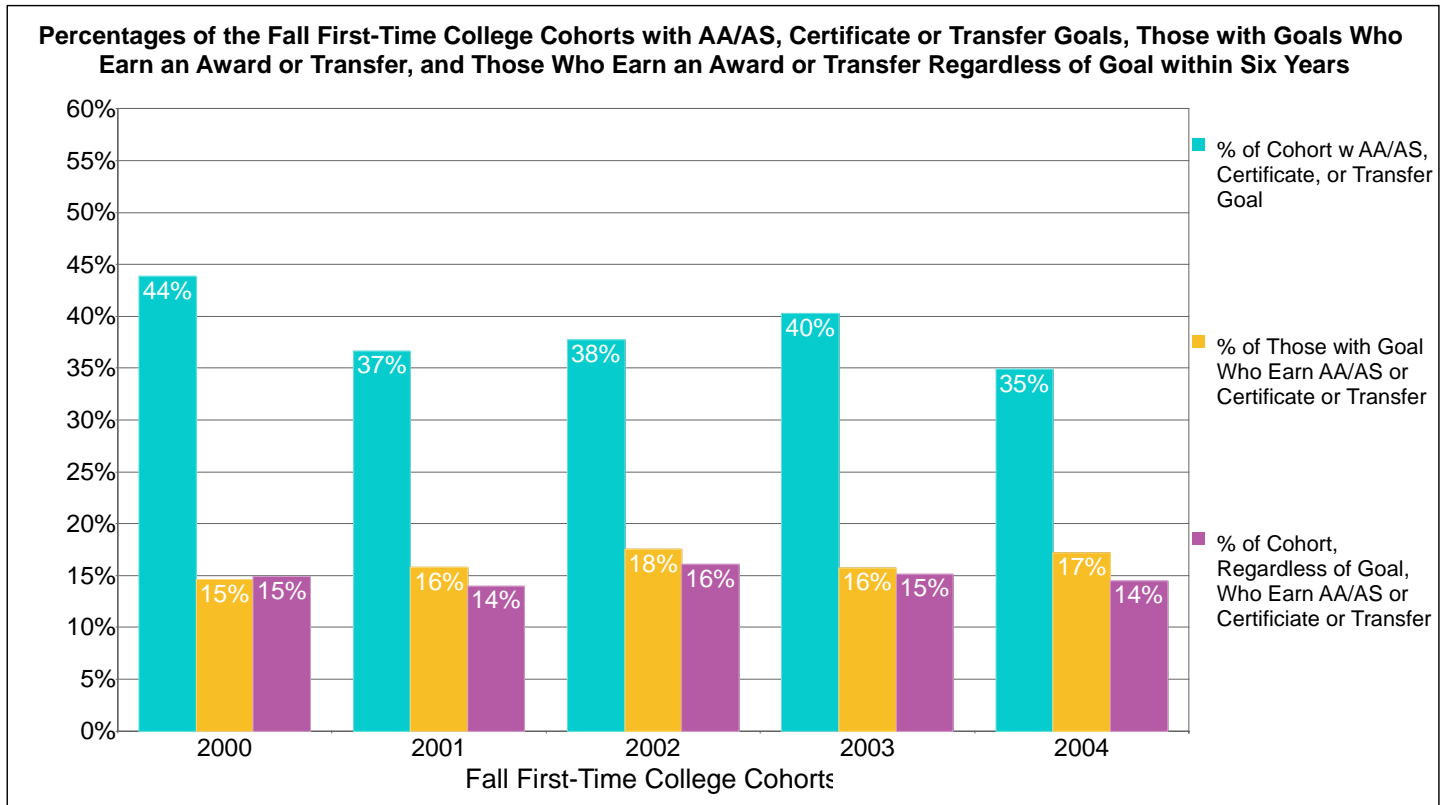
Count and Percentage Tracking of the Fall Matriculated First-Time College Cohort for AA/AS, Certificate, or Transfer Goal and Those Who Earn an AA/AS or Certificate or Transfer within Six Years

Fall Cohort	Count of Fall Cohort	Count of Cohort with AA/AS, Certificate or Transfer Goal	Percent of Cohort with AA/AS, Certificate or Transfer Goal	Count of Those with Goal Who Earn an AA/AS, Certificate or Transfer	Percent of Those with Goal Who Earn an AA/AS, Certificate or Transfer	Count of Cohort, Regardless of Goal, Who Earn an AA/AS or Certificate	Percent of Cohort, Regardless of Goal, Who Earn an AA/AS or Certificate	Count of Cohort, Regardless of Goal, Who Trnsfr to 4-yr College	Percent of Cohort, Regardless of Goal, Who Transfer to 4-yr College	Count of Cohort, Regardless of Goal, Who Earn a Deg/Cert or Transfer	Percent of Cohort, Regardless of Goal, Who Earn a Deg/Cert or Transfer
2000	2,158	977	45%	161	16%	225	10%	202	9%	355	16%
2001	2,045	867	42%	156	18%	193	9%	217	11%	355	17%
2002	2,299	786	34%	136	17%	229	10%	240	10%	395	17%
2003	2,316	873	38%	148	17%	214	9%	245	11%	390	17%
2004	2,079	670	32%	127	19%	178	9%	198	10%	316	15%
Totals	10,897	4,173	38%	728	17%	1,039	10%	1,102	10%	1,811	17%

Note: Cohort consists of Fall students enrolled at census with an Enrollment Status of "First-Time College" and with a Matriculation Status of "Matriculated." The student's goal is the Informed or Matriculation Goal with values of 1, 2, 3, 4, or 5, i.e., the goals of Transfer with or without an AA/AS, AA/AS General Education, AA/AS Vocational, or Certificate. Students are individually tracked to determine the number of the cohort, the number of those with the indicated goals who earn an AA/AS degree or Certificate at any Peralta CCD college or transfer to a 4-yr college, and the number who, regardless of goal, earn an AA/AS degree or Certificate at any Peralta CCD college or transfer to a 4-yr college within the indicated number of years.

Source: Transfer figures derived from state Chancellor's Office ARCC files for Student Progress and Achievement by matching student ID's of ARCC cohort data (all available cohorts simultaneously) with those of the indicated College's fall entering cohort. ARCC data includes transfers to CSU, UC, and private and out-of-state colleges whose data is available in the National Student Clearinghouse. ARCC data does not specify the institution to which the student transferred.

Merritt College



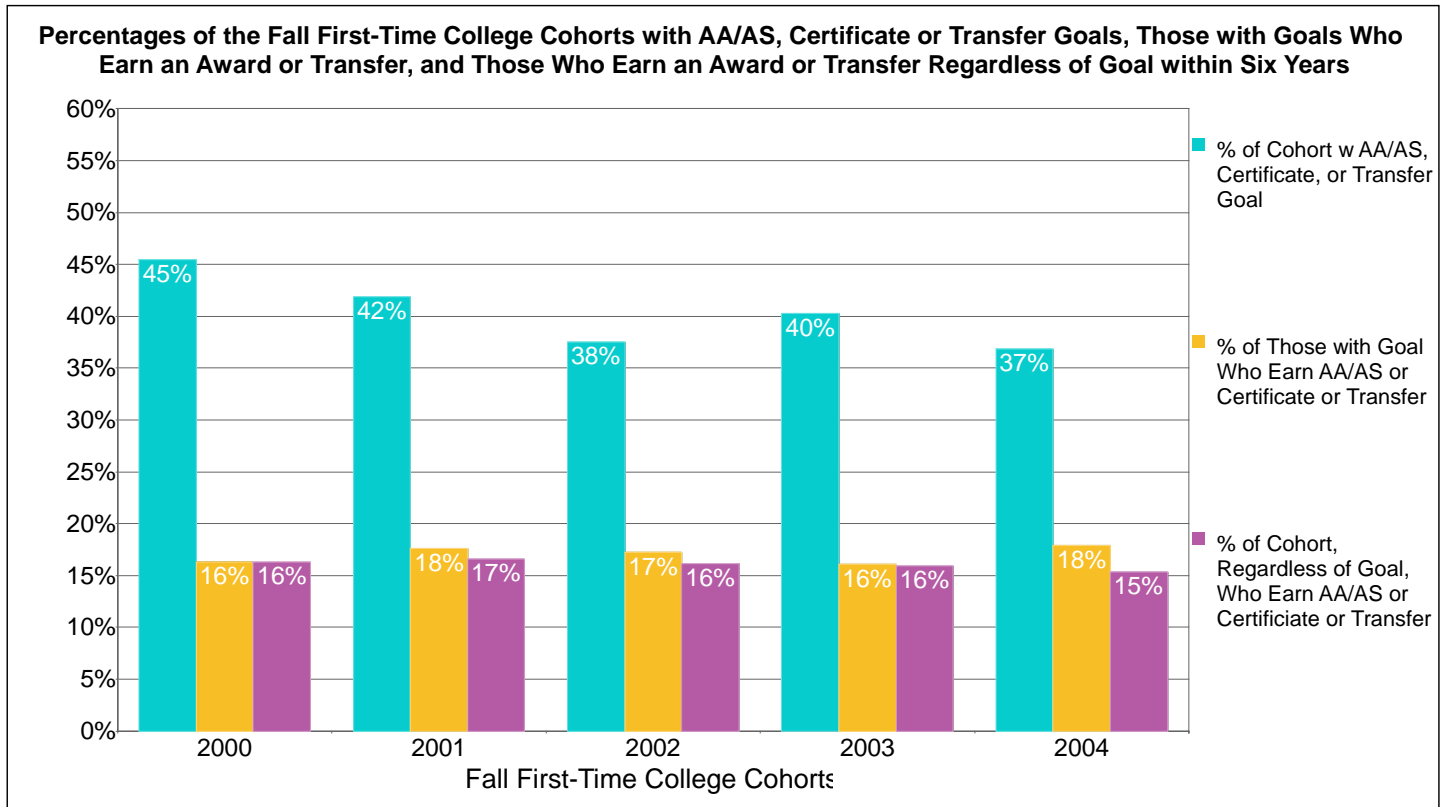
Count and Percentage Tracking of the Fall Matriculated First-Time College Cohort for AA/AS, Certificate, or Transfer Goal and Those Who Earn an AA/AS or Certificate or Transfer within Six Years

Fall Cohort	Count of Fall Cohort	Count of Cohort with AA/AS, Certificate or Transfer Goal	Percent of Cohort with AA/AS, Certificate or Transfer Goal	Count of Those with Goal Who Earn an AA/AS, Certificate or Transfer	Percent of Those with Goal Who Earn an AA/AS, Certificate or Transfer	Count of Cohort, Regardless of Goal, Who Earn an AA/AS or Certificate	Percent of Cohort, Regardless of Goal, Who Earn an AA/AS or Certificate	Count of Cohort, Regardless of Goal, Who Trnsfr to 4-yr College	Percent of Cohort, Regardless of Goal, Who Transfer to 4-yr College	Count of Cohort, Regardless of Goal, Who Earn a Deg/Cert or Transfer	Percent of Cohort, Regardless of Goal, Who Earn a Deg/Cert or Transfer
2000	826	362	44%	53	15%	79	10%	59	7%	123	15%
2001	1,004	368	37%	58	16%	91	9%	73	7%	140	14%
2002	1,044	394	38%	69	18%	114	11%	75	7%	168	16%
2003	1,088	438	40%	69	16%	113	10%	76	7%	165	15%
2004	987	344	35%	59	17%	85	9%	77	8%	143	14%
Totals	4,949	1,906	39%	308	16%	482	10%	360	7%	739	15%

Note: Cohorta consists of Fall students enrolled at census with an Enrollment Status of "First-Time College" and with a Matriculation Status of "Matriculated." The student's goal is the Informed or Matriculation Goal with values of 1, 2, 3, 4, or 5, i.e., the goals of Transfer with or without an AA/AS, AA/AS General Education, AA/AS Vocational, or Certificate. Students are individually tracked to determine the number of the cohort, the number of those with the indicated goals who earn an AA/AS degree or Certificate at any Peralta CCD college or transfer to a 4-yr college, and the number who, regardless of goal, earn an AA/AS degree or Certificate at any Peralta CCD college or transfer to a 4-yr college within the indicated number of years.

Source: Transfer figures detrired from state Chancellor's Office ARCC files for Student Progress and Achievement by matching student ID's of ARCC cohort data (all available cohorts simultaneously) with those of the indicated College's fall entering cohort. ARCC data includes transfers to CSU, UC, and private and out-of-state colleges whose data is available in the National Student Clearinghouse. ARCC data does not specify the institution to which the student transferred.

Peralta Community College District



Count and Percentage Tracking of the Fall Matriculated First-Time College Cohort for AA/AS, Certificate, or Transfer Goal and Those Who Earn an AA/AS or Certificate or Transfer within Six Years

Fall Cohort	Count of Fall Cohort	Count of Cohort with AA/AS, Certificate or Transfer Goal	Percent of Cohort with AA/AS, Certificate or Transfer Goal	Count of Those with Goal Who Earn an AA/AS, Certificate or Transfer	Percent of Those with Goal Who Earn an AA/AS, Certificate or Transfer	Count of Cohort, Regardless of Goal, Who Earn an AA/AS or Certificate	Percent of Cohort, Regardless of Goal, Who Earn an AA/AS or Certificate	Count of Cohort, Regardless of Goal, Who Trnsfr to 4-yr College	Percent of Cohort, Regardless of Goal, Who Transfer to 4-yr College	Count of Cohort, Regardless of Goal, Who Earn a Deg/Cert or Transfer	Percent of Cohort, Regardless of Goal, Who Earn a Deg/Cert or Transfer
2000	4,101	1,865	45%	304	16%	423	10%	367	9%	669	16%
2001	4,340	1,819	42%	320	18%	410	9%	429	10%	719	17%
2002	4,594	1,724	38%	297	17%	449	10%	415	9%	742	16%
2003	4,500	1,814	40%	292	16%	409	9%	427	9%	718	16%
2004	4,085	1,507	37%	270	18%	350	9%	380	9%	628	15%
Totals	21,620	8,729	40%	1,483	17%	2,041	9%	2,018	9%	3,476	16%

Note: Cohorta consists of Fall students enrolled at census with an Enrollment Status of "First-Time College" and with a Matriculation Status of "Matriculated." The student's goal is the Informed or Matriculation Goal with values of 1, 2, 3, 4, or 5, i.e., the goals of Transfer with or without an AA/AS, AA/AS General Education, AA/AS Vocational, or Certificate. Students are individually tracked to determine the number of the cohort, the number of those with the indicated goals who earn an AA/AS degree or Certificate at any Peralta CCD college or transfer to a 4-yr college, and the number who, regardless of goal, earn an AA/AS degree or Certificate at any Peralta CCD college or transfer to a 4-yr college within the indicated number of years.

Source: Transfer figures detrievd from state Chancellor's Office ARCC files for Student Progress and Achievement by matching student ID's of ARCC cohort data (all available cohorts simultaneously) with those of the indicated College's fall entering cohort. ARCC data includes transfers to CSU, UC, and private and out-of-state colleges whose data is available in the National Student Clearinghouse. ARCC data does not specify the institution to which the student transferred.