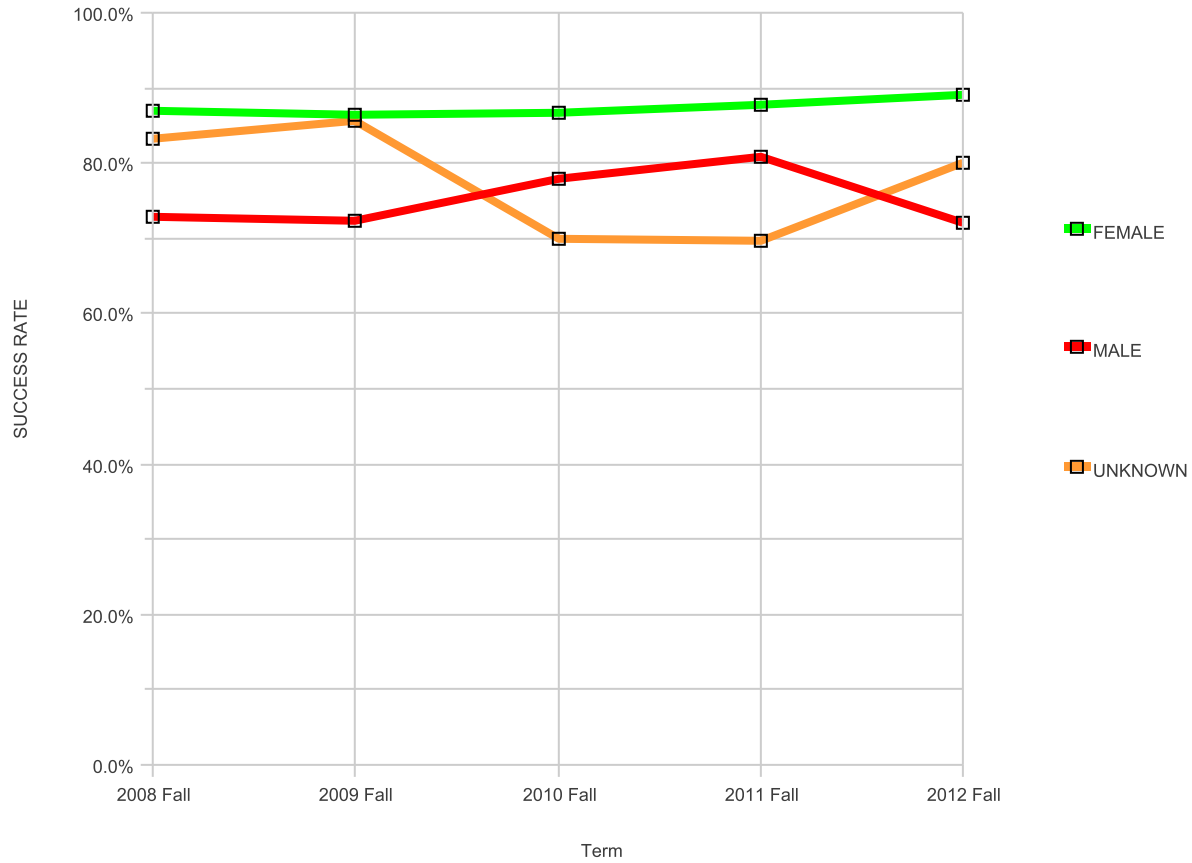


Fall Basic Skills ESL Course Success Rates by Gender

Date run: 7/15/2013

Campus College of Alameda

Fall Basic Skills ESL Course Success Rate by Gender



Campus College of Alameda

Gender	TOTAL GRADED					SUCCESS					SUCCESS RATE				
	2008 Fall	2009 Fall	2010 Fall	2011 Fall	2012 Fall	2008 Fall	2009 Fall	2010 Fall	2011 Fall	2012 Fall	2008 Fall	2009 Fall	2010 Fall	2011 Fall	2012 Fall
FEMALE	201	223	181	180	157	175	193	157	158	140	87.1%	86.5%	86.7%	87.8%	89.2%
MALE	118	90	104	125	100	86	65	81	101	72	72.9%	72.2%	77.9%	80.8%	72.0%
UNKNOWN	6	14	10	23	10	5	12	7	16	8	83.3%	85.7%	70.0%	69.6%	80.0%
Grand Total	325	327	295	328	267	266	270	245	275	220	81.8%	82.6%	83.1%	83.8%	82.4%

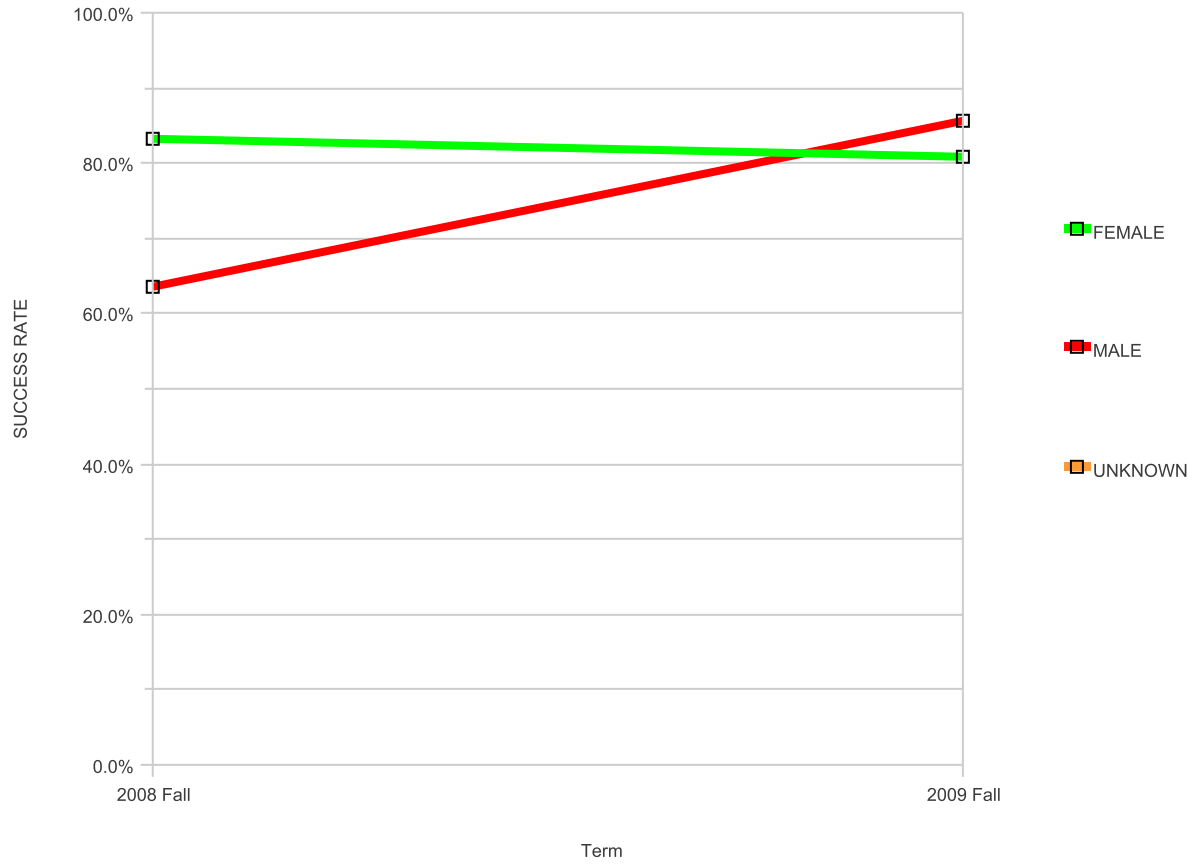
Only credit courses (CB(04) is in C or D).
 Total Graded = any grade, including W
 Success = A, B, C, or Pass
 Success Rate = Success / Total Graded

Fall Basic Skills ESL Course Success Rates by Gender

Date run: 7/15/2013

Campus Berkeley City College

Fall Basic Skills ESL Course Success Rate by Gender



Campus Berkeley City College

Gender	TOTAL GRADED					SUCCESS					SUCCESS RATE				
	2008 Fall	2009 Fall	2010 Fall	2011 Fall	2012 Fall	2008 Fall	2009 Fall	2010 Fall	2011 Fall	2012 Fall	2008 Fall	2009 Fall	2010 Fall	2011 Fall	2012 Fall
FEMALE	18	21				15	17				83.3%	81.0%			
MALE	11	7				7	6				63.6%	85.7%			
Grand Total	29	28				22	23				75.9%	82.1%			

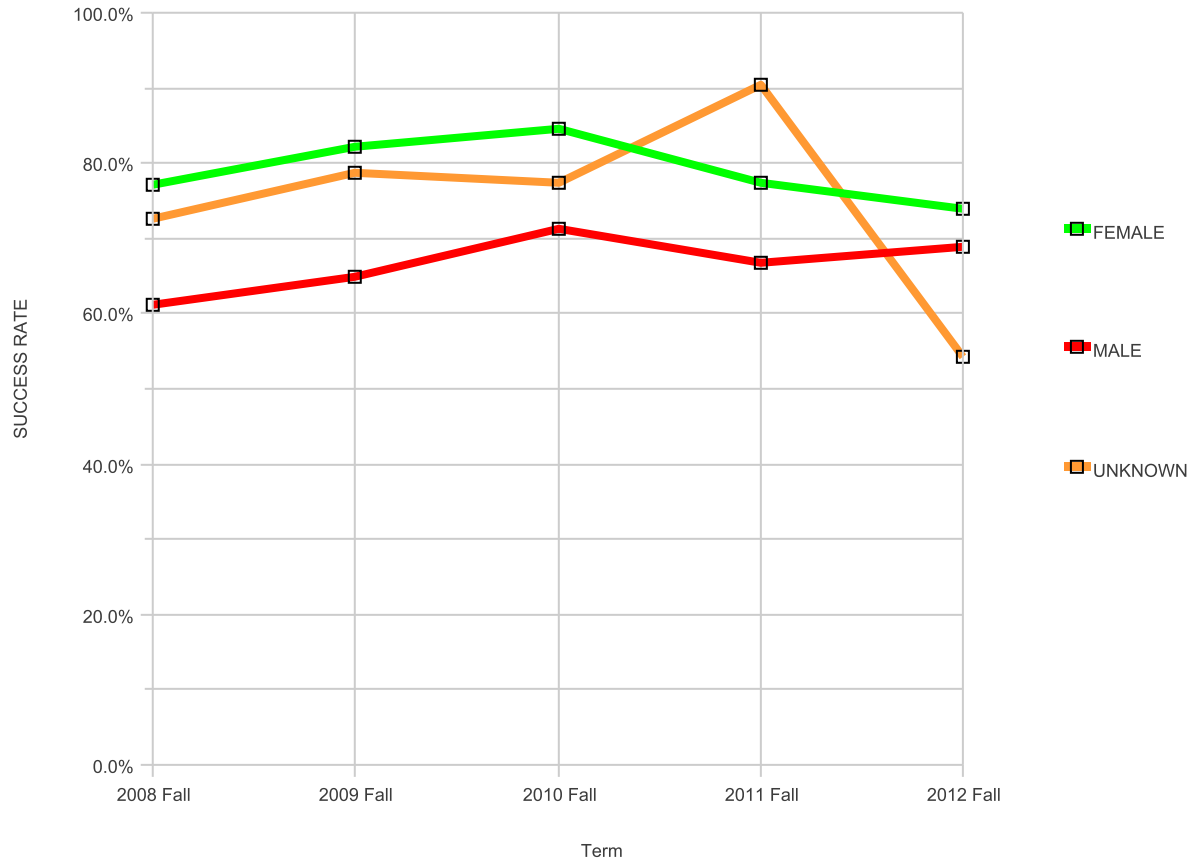
Only credit courses (CB(04) is in C or D).
 Total Graded = any grade, including W
 Success = A, B, C, or Pass
 Success Rate = Success / Total Graded

Fall Basic Skills ESL Course Success Rates by Gender

Date run: 7/15/2013

Campus Laney College

Fall Basic Skills ESL Course Success Rate by Gender



Campus Laney College

Gender	TOTAL GRADED					SUCCESS					SUCCESS RATE				
	2008 Fall	2009 Fall	2010 Fall	2011 Fall	2012 Fall	2008 Fall	2009 Fall	2010 Fall	2011 Fall	2012 Fall	2008 Fall	2009 Fall	2010 Fall	2011 Fall	2012 Fall
FEMALE	715	641	690	621	408	552	527	584	480	302	77.2%	82.2%	84.6%	77.3%	74.0%
MALE	444	498	391	362	218	272	323	279	242	150	61.3%	64.9%	71.4%	66.9%	68.8%
UNKNOWN	11	47	44	31	24	8	37	34	28	13	72.7%	78.7%	77.3%	90.3%	54.2%
Grand Total	1,170	1,186	1,125	1,014	650	832	887	897	750	465	71.1%	74.8%	79.7%	74.0%	71.5%

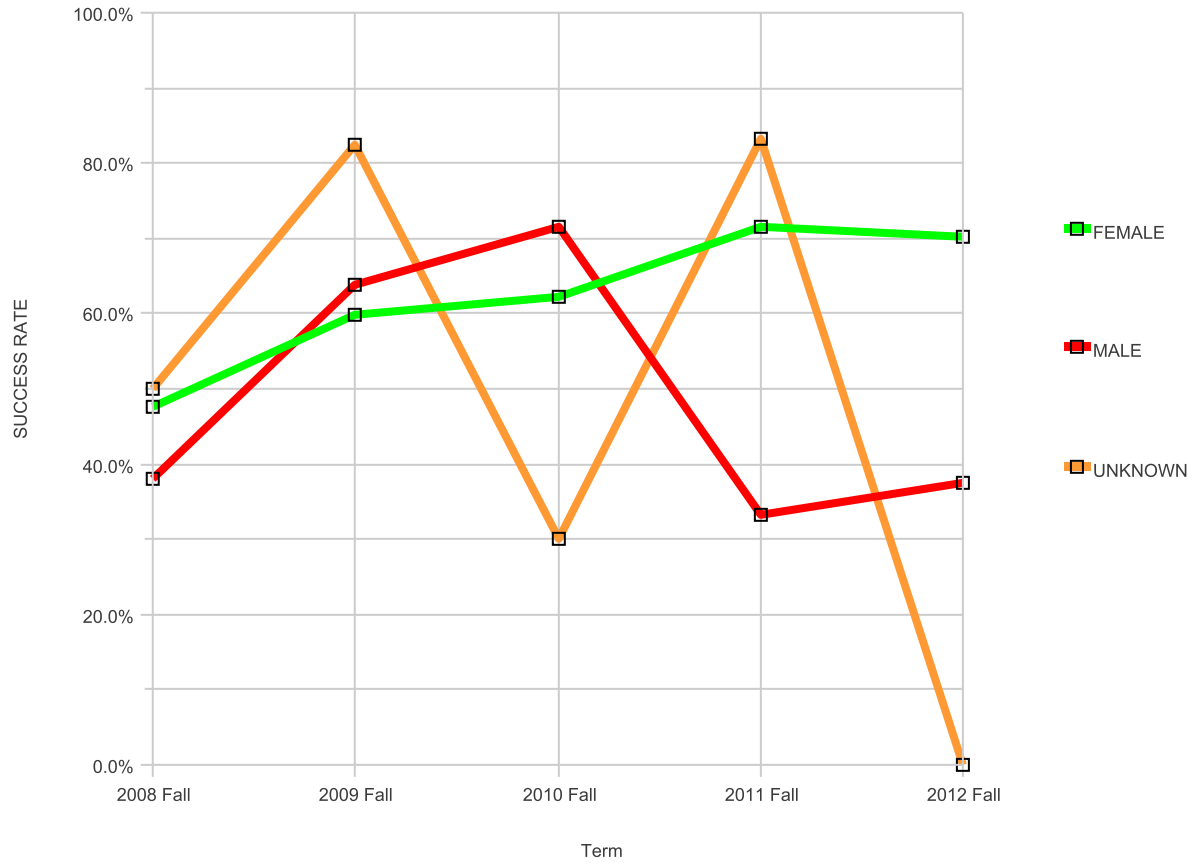
Only credit courses (CB(04) is in C or D).
 Total Graded = any grade, including W
 Success = A, B, C, or Pass
 Success Rate = Success / Total Graded

Fall Basic Skills ESL Course Success Rates by Gender

Date run: 7/15/2013

Campus Merritt College

Fall Basic Skills ESL Course Success Rate by Gender

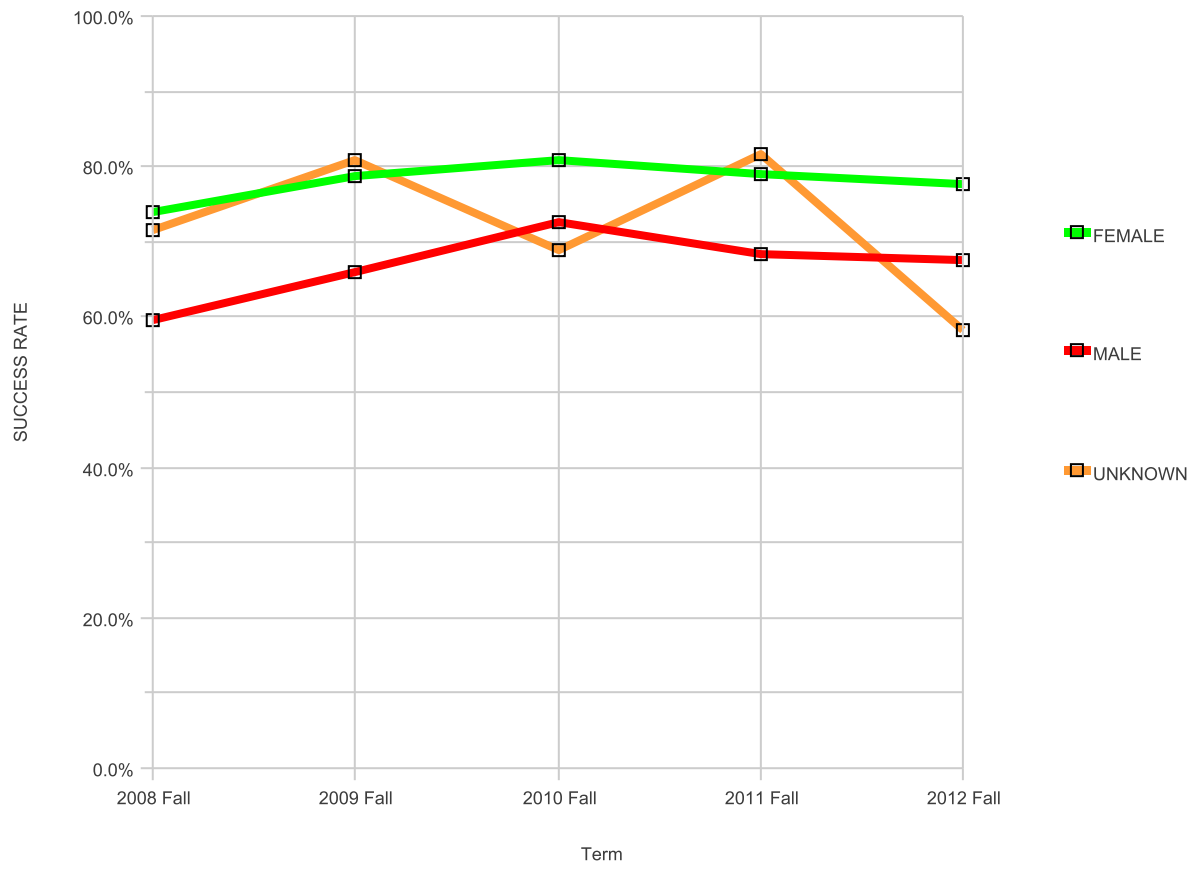


Campus Merritt College

Gender	TOTAL GRADED					SUCCESS					SUCCESS RATE				
	2008 Fall	2009 Fall	2010 Fall	2011 Fall	2012 Fall	2008 Fall	2009 Fall	2010 Fall	2011 Fall	2012 Fall	2008 Fall	2009 Fall	2010 Fall	2011 Fall	2012 Fall
FEMALE	198	209	201	77	47	94	125	125	55	33	47.5%	59.8%	62.2%	71.4%	70.2%
MALE	108	91	84	30	24	41	58	60	10	9	38.0%	63.7%	71.4%	33.3%	37.5%
UNKNOWN	4	17	10	6	2	2	14	3	5	0	50.0%	82.4%	30.0%	83.3%	0.0%
Grand Total	310	317	295	113	73	137	197	188	70	42	44.2%	62.1%	63.7%	61.9%	57.5%

Only credit courses (CB(04) is in C or D).
 Total Graded = any grade, including W
 Success = A, B, C, or Pass
 Success Rate = Success / Total Graded

Fall Basic Skills ESL Course Success Rate by Gender



Gender	TOTAL GRADED					SUCCESS					SUCCESS RATE				
	2008 Fall	2009 Fall	2010 Fall	2011 Fall	2012 Fall	2008 Fall	2009 Fall	2010 Fall	2011 Fall	2012 Fall	2008 Fall	2009 Fall	2010 Fall	2011 Fall	2012 Fall
FEMALE	1,132	1,094	1,072	878	612	836	862	866	693	475	73.9%	78.8%	80.8%	78.9%	77.6%
MALE	681	686	579	517	342	406	452	420	353	231	59.6%	65.9%	72.5%	68.3%	67.5%
UNKNOWN	21	78	64	60	36	15	63	44	49	21	71.4%	80.8%	68.8%	81.7%	58.3%
Grand Total	1,834	1,858	1,715	1,455	990	1,257	1,377	1,330	1,095	727	68.5%	74.1%	77.6%	75.3%	73.4%

Only credit courses (CB(04) is in C or D).
 Total Graded = any grade, including W
 Success = A, B, C, or Pass
 Success Rate = Success / Total Graded