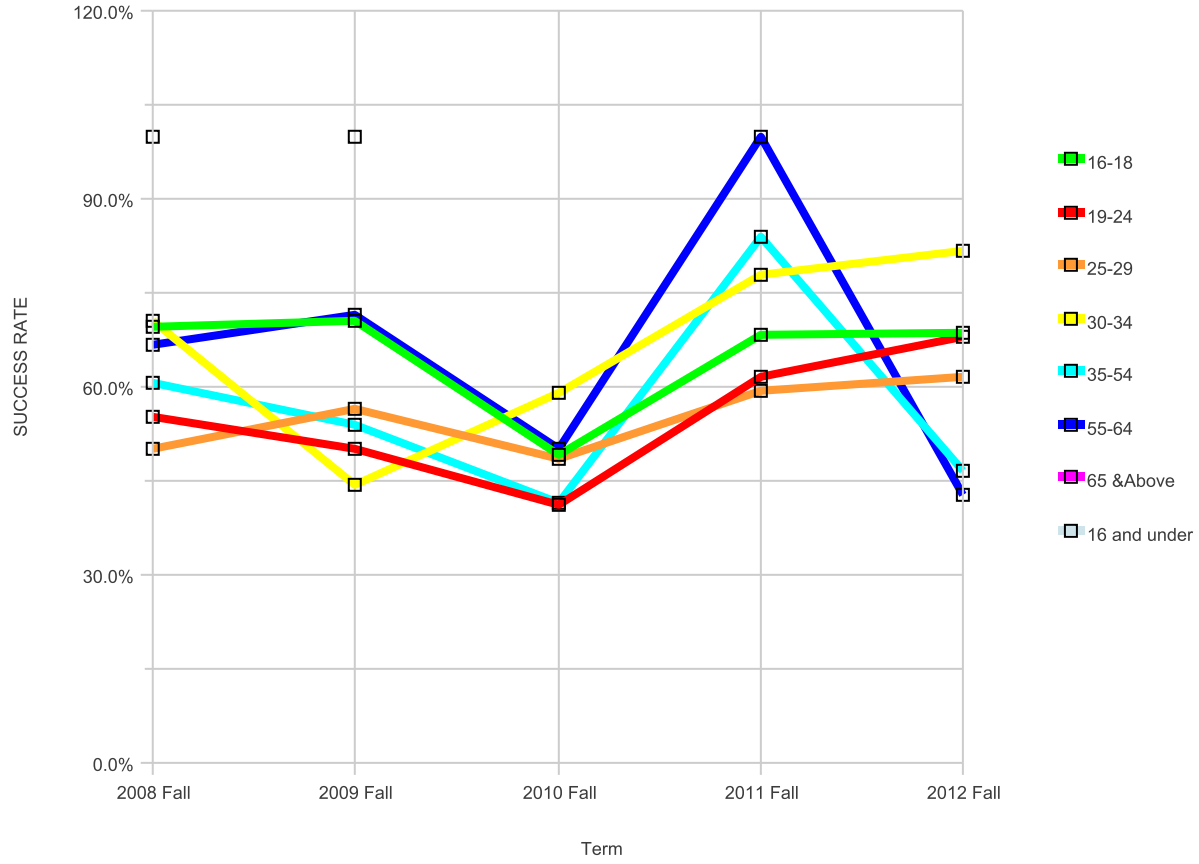


## Fall Basic Skills English Course Success Rates by Age Group

Date run: 7/10/2013

Campus College of Alameda

### Fall Basic Skills English Course Success Rate by Age



Campus College of Alameda

Age Group	TOTAL GRADED					SUCCESS					SUCCESS RATE				
	2008 Fall	2009 Fall	2010 Fall	2011 Fall	2012 Fall	2008 Fall	2009 Fall	2010 Fall	2011 Fall	2012 Fall	2008 Fall	2009 Fall	2010 Fall	2011 Fall	2012 Fall
16-18	56	92	67	38	35	39	65	33	26	24	69.6%	70.7%	49.3%	68.4%	68.6%
19-24	168	192	185	143	116	93	96	76	88	79	55.4%	50.0%	41.1%	61.5%	68.1%
25-29	32	39	31	27	13	16	22	15	16	8	50.0%	56.4%	48.4%	59.3%	61.5%
30-34	17	18	22	18	11	12	8	13	14	9	70.6%	44.4%	59.1%	77.8%	81.8%
35-54	28	37	41	25	15	17	20	17	21	7	60.7%	54.1%	41.5%	84.0%	46.7%
55-64	3	7	2	6	7	2	5	1	6	3	66.7%	71.4%	50.0%	100.0%	42.9%
65 & Above	1	0				1	0				100.0%				
16 and under		1					1					100.0%			
<b>Grand Total</b>	<b>305</b>	<b>386</b>	<b>348</b>	<b>257</b>	<b>197</b>	<b>180</b>	<b>217</b>	<b>155</b>	<b>171</b>	<b>130</b>	<b>59.0%</b>	<b>56.2%</b>	<b>44.5%</b>	<b>66.5%</b>	<b>66.0%</b>

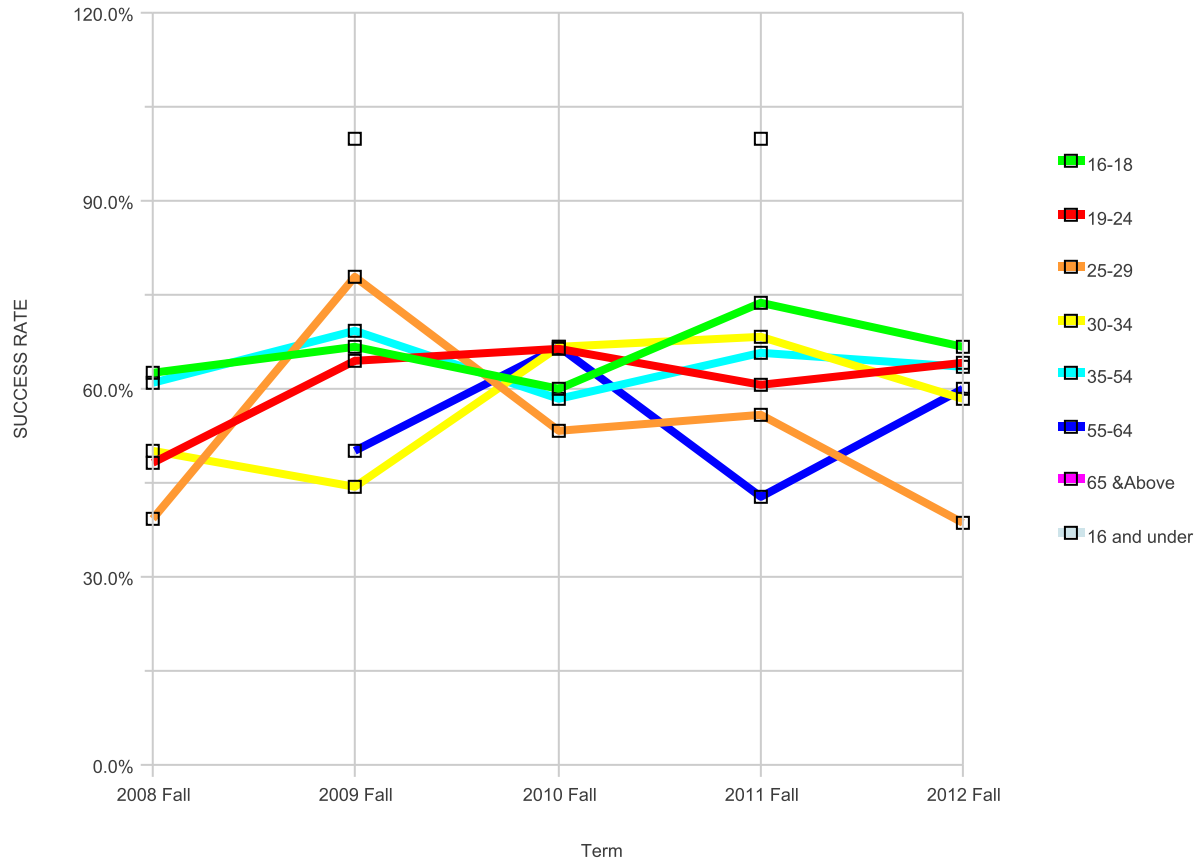
Only credit courses (CB(04) is in C or D).  
 Total Graded = any grade, including W  
 Success = A, B, C, or Pass  
 Success Rate = Success / Total Graded

## Fall Basic Skills English Course Success Rates by Age Group

Date run: 7/10/2013

Campus Berkeley City College

### Fall Basic Skills English Course Success Rate by Age



Campus Berkeley City College

Age Group	TOTAL GRADED					SUCCESS					SUCCESS RATE				
	2008 Fall	2009 Fall	2010 Fall	2011 Fall	2012 Fall	2008 Fall	2009 Fall	2010 Fall	2011 Fall	2012 Fall	2008 Fall	2009 Fall	2010 Fall	2011 Fall	2012 Fall
16-18	40	39	40	38	36	25	26	24	28	24	62.5%	66.7%	60.0%	73.7%	66.7%
19-24	89	107	158	152	117	43	69	105	92	75	48.3%	64.5%	66.5%	60.5%	64.1%
25-29	23	18	30	25	13	9	14	16	14	5	39.1%	77.8%	53.3%	56.0%	38.5%
30-34	20	9	9	22	12	10	4	6	15	7	50.0%	44.4%	66.7%	68.2%	58.3%
35-54	41	39	36	38	22	25	27	21	25	14	61.0%	69.2%	58.3%	65.8%	63.6%
55-64		2	3	7	5		1	2	3	3		50.0%	66.7%	42.9%	60.0%
65 & Above		1		3	0		1		3	0		100.0%		100.0%	
<b>Grand Total</b>	<b>213</b>	<b>215</b>	<b>276</b>	<b>285</b>	<b>205</b>	<b>112</b>	<b>142</b>	<b>174</b>	<b>180</b>	<b>128</b>	<b>52.6%</b>	<b>66.0%</b>	<b>63.0%</b>	<b>63.2%</b>	<b>62.4%</b>

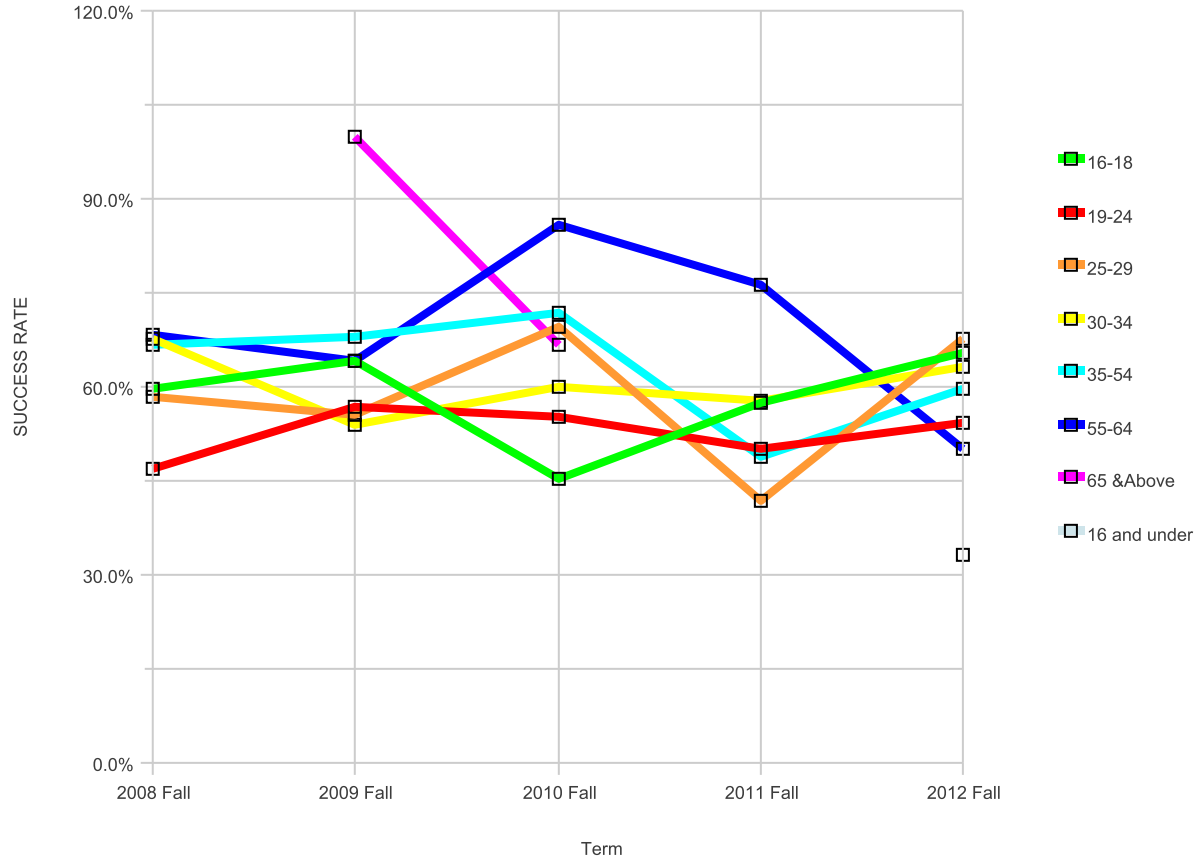
Only credit courses (CB(04) is in C or D).  
 Total Graded = any grade, including W  
 Success = A, B, C, or Pass  
 Success Rate = Success / Total Graded

## Fall Basic Skills English Course Success Rates by Age Group

Date run: 7/10/2013

Campus Laney College

### Fall Basic Skills English Course Success Rate by Age



Campus Laney College

Age Group	TOTAL GRADED					SUCCESS					SUCCESS RATE				
	2008 Fall	2009 Fall	2010 Fall	2011 Fall	2012 Fall	2008 Fall	2009 Fall	2010 Fall	2011 Fall	2012 Fall	2008 Fall	2009 Fall	2010 Fall	2011 Fall	2012 Fall
16-18	82	92	73	68	72	49	59	33	39	47	59.8%	64.1%	45.2%	57.4%	65.3%
19-24	233	261	183	170	122	109	148	101	85	66	46.8%	56.7%	55.2%	50.0%	54.1%
25-29	48	65	46	55	34	28	36	32	23	23	58.3%	55.4%	69.6%	41.8%	67.6%
30-34	34	39	35	38	19	23	21	21	22	12	67.6%	53.8%	60.0%	57.9%	63.2%
35-54	108	91	99	121	57	72	62	71	59	34	66.7%	68.1%	71.7%	48.8%	59.6%
55-64	19	14	28	38	16	13	9	24	29	8	68.4%	64.3%	85.7%	76.3%	50.0%
65 & Above	0	4	3		3	0	4	2		1		100.0%	66.7%		33.3%
<b>Grand Total</b>	<b>524</b>	<b>566</b>	<b>467</b>	<b>490</b>	<b>323</b>	<b>294</b>	<b>339</b>	<b>284</b>	<b>257</b>	<b>191</b>	<b>56.1%</b>	<b>59.9%</b>	<b>60.8%</b>	<b>52.4%</b>	<b>59.1%</b>

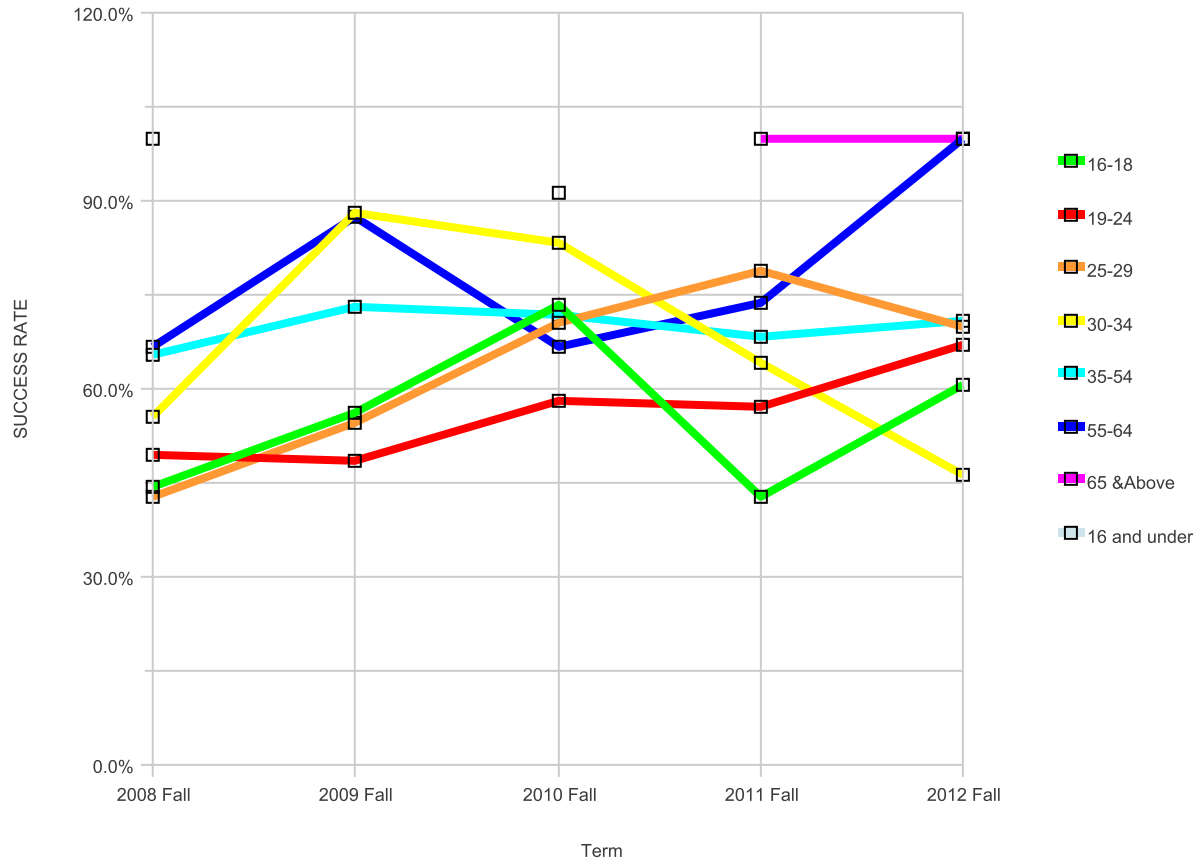
Only credit courses (CB(04) is in C or D).  
 Total Graded = any grade, including W  
 Success = A, B, C, or Pass  
 Success Rate = Success / Total Graded

## Fall Basic Skills English Course Success Rates by Age Group

Date run: 7/10/2013

Campus Merritt College

### Fall Basic Skills English Course Success Rate by Age



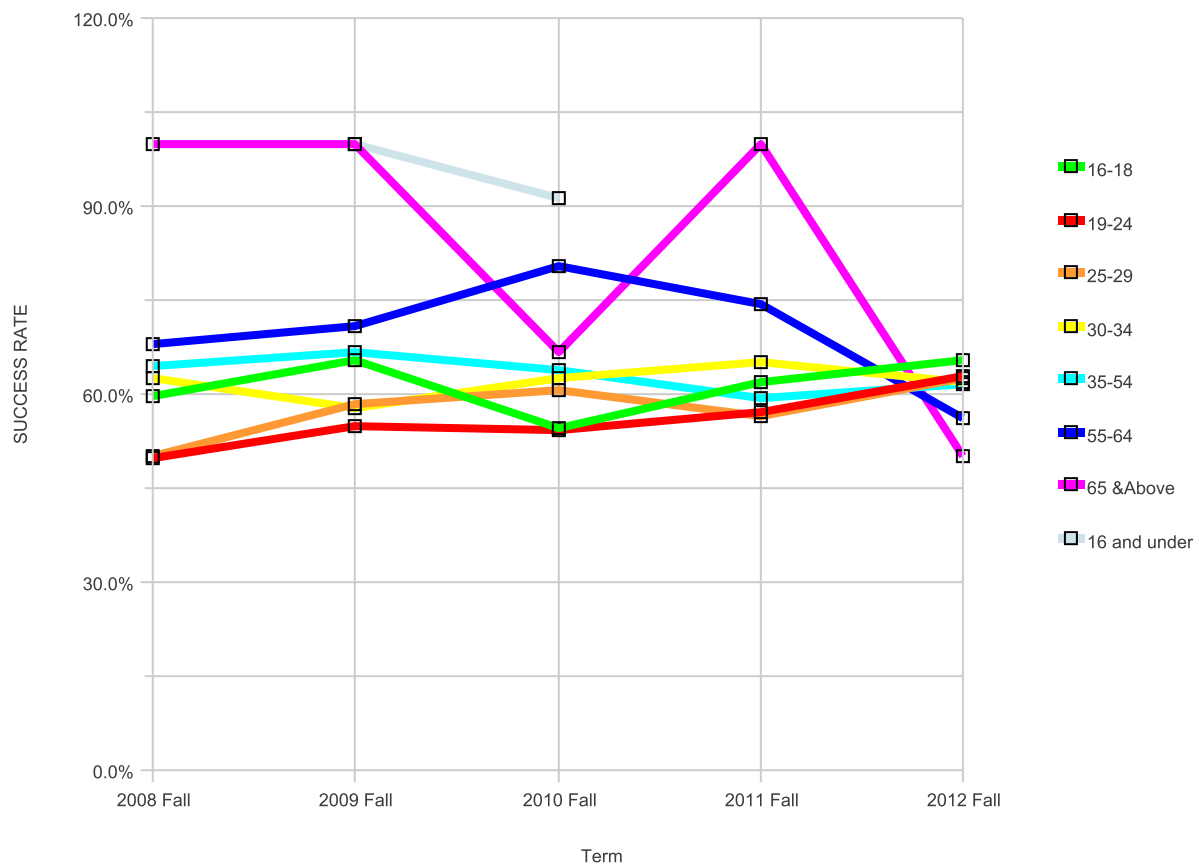
Campus Merritt College

Age Group	TOTAL GRADED					SUCCESS					SUCCESS RATE				
	2008 Fall	2009 Fall	2010 Fall	2011 Fall	2012 Fall	2008 Fall	2009 Fall	2010 Fall	2011 Fall	2012 Fall	2008 Fall	2009 Fall	2010 Fall	2011 Fall	2012 Fall
16-18	45	41	45	21	33	20	23	33	9	20	44.4%	56.1%	73.3%	42.9%	60.6%
19-24	95	93	81	100	85	47	45	47	57	57	49.5%	48.4%	58.0%	57.0%	67.1%
25-29	21	22	17	33	20	9	12	12	26	14	42.9%	54.5%	70.6%	78.8%	70.0%
30-34	9	17	6	25	13	5	15	5	16	6	55.6%	88.2%	83.3%	64.0%	46.2%
35-54	26	37	39	44	31	17	27	28	30	22	65.4%	73.0%	71.8%	68.2%	71.0%
55-64	6	8	3	19	4	4	7	2	14	4	66.7%	87.5%	66.7%	73.7%	100.0%
65 & Above	1	0	0	3	1	1	0	0	3	1	100.0%			100.0%	100.0%
16 and under			23					21					91.3%		
<b>Grand Total</b>	<b>203</b>	<b>218</b>	<b>214</b>	<b>245</b>	<b>187</b>	<b>103</b>	<b>129</b>	<b>148</b>	<b>155</b>	<b>124</b>	<b>50.7%</b>	<b>59.2%</b>	<b>69.2%</b>	<b>63.3%</b>	<b>66.3%</b>

Only credit courses (CB(04) is in C or D).  
 Total Graded = any grade, including W  
 Success = A, B, C, or Pass  
 Success Rate = Success / Total Graded

**Fall Basic Skills English Course Success Rates by Age Group - PCCD**  
 Date run: 7/10/2013

**Fall Basic Skills English Course Success Rate by Age**



Age Group	TOTAL GRADED					SUCCESS					SUCCESS RATE				
	2008 Fall	2009 Fall	2010 Fall	2011 Fall	2012 Fall	2008 Fall	2009 Fall	2010 Fall	2011 Fall	2012 Fall	2008 Fall	2009 Fall	2010 Fall	2011 Fall	2012 Fall
16-18	223	264	225	165	176	133	173	123	102	115	59.6%	65.5%	54.7%	61.8%	65.3%
19-24	585	653	607	565	440	292	358	329	322	277	49.9%	54.8%	54.2%	57.0%	63.0%
25-29	124	144	124	140	80	62	84	75	79	50	50.0%	58.3%	60.5%	56.4%	62.5%
30-34	80	83	72	103	55	50	48	45	67	34	62.5%	57.8%	62.5%	65.0%	61.8%
35-54	203	204	215	228	125	131	136	137	135	77	64.5%	66.7%	63.7%	59.2%	61.6%
55-64	28	31	36	70	32	19	22	29	52	18	67.9%	71.0%	80.6%	74.3%	56.3%
65 & Above	2	5	3	6	4	2	5	2	6	2	100.0%	100.0%	66.7%	100.0%	50.0%
16 and under		1	23				1	21				100.0%	91.3%		
<b>Grand Total</b>	<b>1,245</b>	<b>1,385</b>	<b>1,305</b>	<b>1,277</b>	<b>912</b>	<b>689</b>	<b>827</b>	<b>761</b>	<b>763</b>	<b>573</b>	<b>55.3%</b>	<b>59.7%</b>	<b>58.3%</b>	<b>59.7%</b>	<b>62.8%</b>

Only credit courses (CB(04) is in C or D).  
 Total Graded = any grade, including W  
 Success = A, B, C, or Pass  
 Success Rate = Success / Total Graded