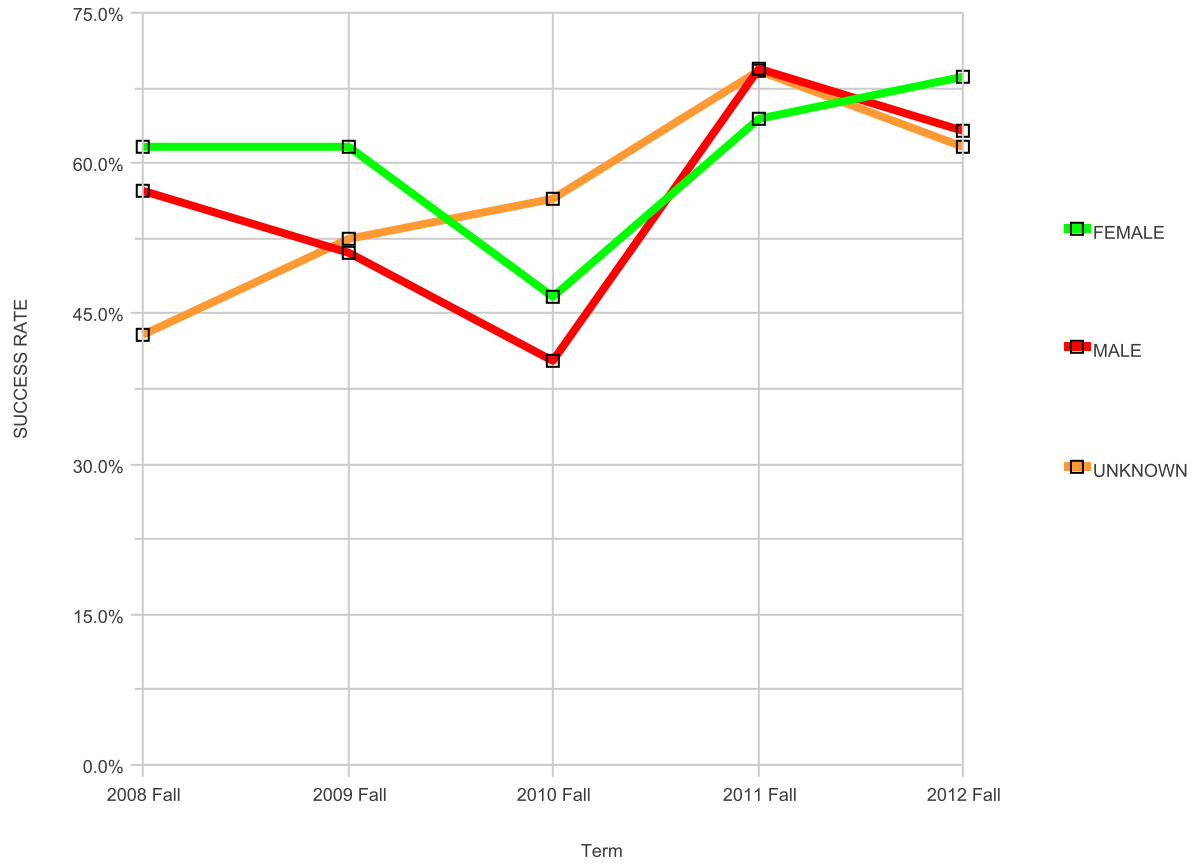


Fall Basic Skills English Course Success Rates by Gender

Date run: 7/10/2013

Campus College of Alameda

Fall Basic Skills English Course Success Rate by Gender



Campus College of Alameda

Gender	TOTAL GRADED					SUCCESS					SUCCESS RATE				
	2008 Fall	2009 Fall	2010 Fall	2011 Fall	2012 Fall	2008 Fall	2009 Fall	2010 Fall	2011 Fall	2012 Fall	2008 Fall	2009 Fall	2010 Fall	2011 Fall	2012 Fall
FEMALE	141	185	169	146	108	87	114	79	94	74	61.7%	61.6%	46.7%	64.4%	68.5%
MALE	157	180	156	98	76	90	92	63	68	48	57.3%	51.1%	40.4%	69.4%	63.2%
UNKNOWN	7	21	23	13	13	3	11	13	9	8	42.9%	52.4%	56.5%	69.2%	61.5%
<b>Grand Total</b>	<b>305</b>	<b>386</b>	<b>348</b>	<b>257</b>	<b>197</b>	<b>180</b>	<b>217</b>	<b>155</b>	<b>171</b>	<b>130</b>	<b>59.0%</b>	<b>56.2%</b>	<b>44.5%</b>	<b>66.5%</b>	<b>66.0%</b>

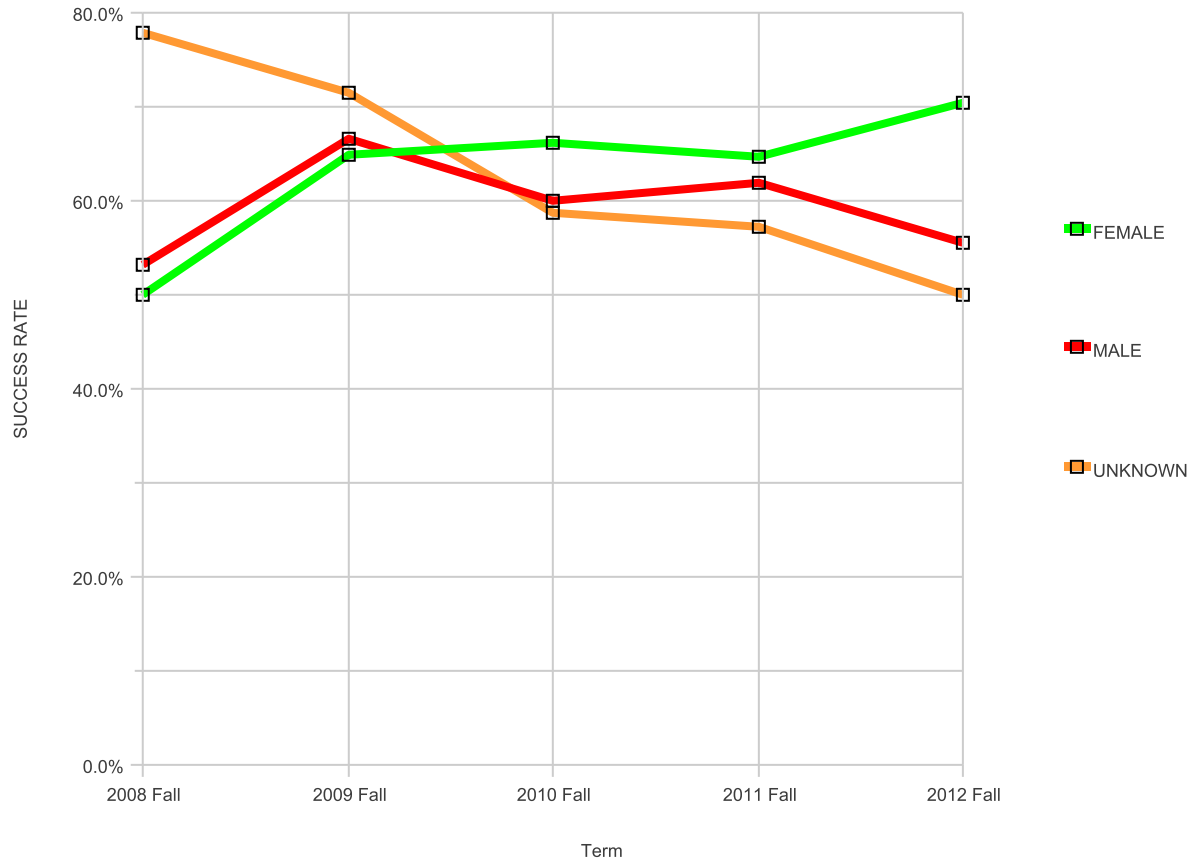
Only credit courses (CB(04) is in C or D).  
 Total Graded = any grade, including W  
 Success = A, B, C, or Pass  
 Success Rate = Success / Total Graded

Fall Basic Skills English Course Success Rates by Gender

Date run: 7/10/2013

Campus Berkeley City College

Fall Basic Skills English Course Success Rate by Gender



Campus Berkeley City College

Gender	TOTAL GRADED					SUCCESS					SUCCESS RATE				
	2008 Fall	2009 Fall	2010 Fall	2011 Fall	2012 Fall	2008 Fall	2009 Fall	2010 Fall	2011 Fall	2012 Fall	2008 Fall	2009 Fall	2010 Fall	2011 Fall	2012 Fall
FEMALE	108	108	139	150	98	54	70	92	97	69	50.0%	64.8%	66.2%	64.7%	70.4%
MALE	96	93	120	121	101	51	62	72	75	56	53.1%	66.7%	60.0%	62.0%	55.4%
UNKNOWN	9	14	17	14	6	7	10	10	8	3	77.8%	71.4%	58.8%	57.1%	50.0%
<b>Grand Total</b>	<b>213</b>	<b>215</b>	<b>276</b>	<b>285</b>	<b>205</b>	<b>112</b>	<b>142</b>	<b>174</b>	<b>180</b>	<b>128</b>	<b>52.6%</b>	<b>66.0%</b>	<b>63.0%</b>	<b>63.2%</b>	<b>62.4%</b>

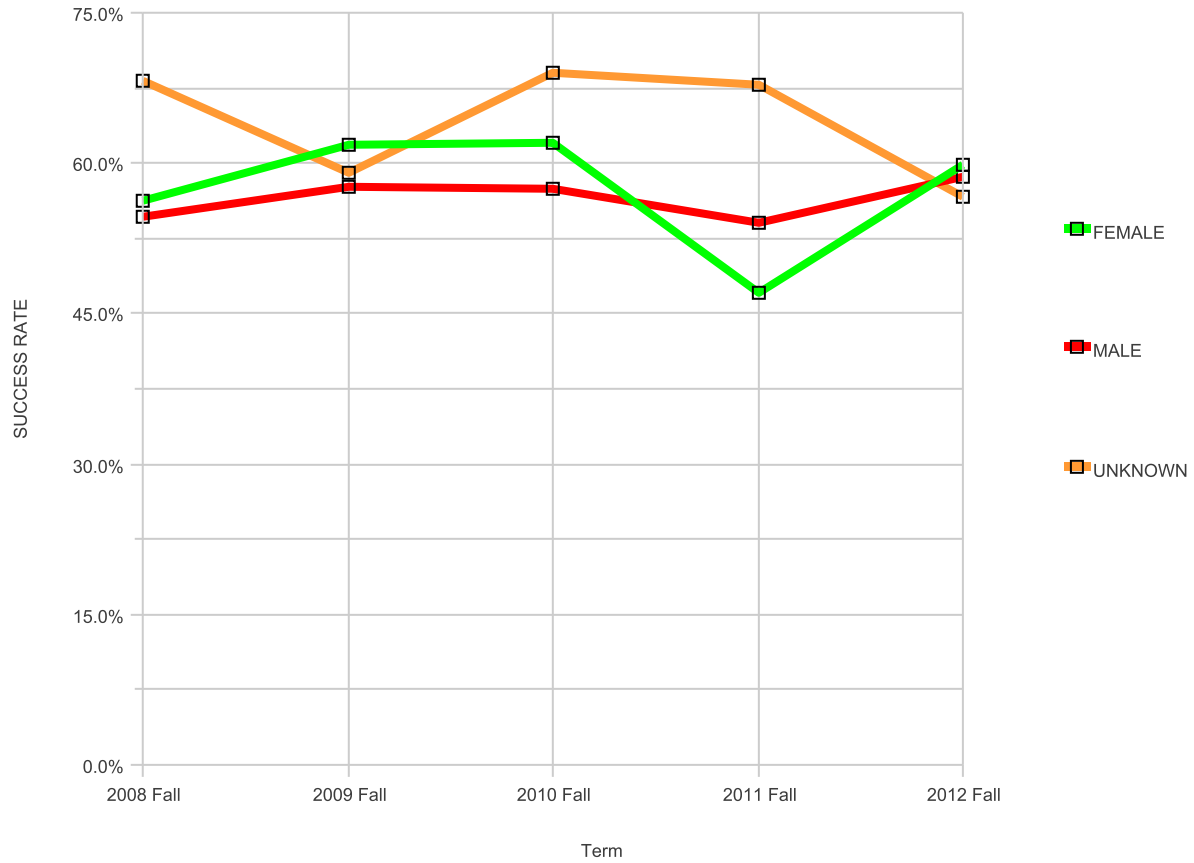
Only credit courses (CB(04) is in C or D).  
 Total Graded = any grade, including W  
 Success = A, B, C, or Pass  
 Success Rate = Success / Total Graded

Fall Basic Skills English Course Success Rates by Gender

Date run: 7/10/2013

Campus Laney College

Fall Basic Skills English Course Success Rate by Gender



Campus Laney College

Gender	TOTAL GRADED					SUCCESS					SUCCESS RATE				
	2008 Fall	2009 Fall	2010 Fall	2011 Fall	2012 Fall	2008 Fall	2009 Fall	2010 Fall	2011 Fall	2012 Fall	2008 Fall	2009 Fall	2010 Fall	2011 Fall	2012 Fall
FEMALE	308	298	237	225	172	173	184	147	106	103	56.2%	61.7%	62.0%	47.1%	59.9%
MALE	194	229	188	209	121	106	132	108	113	71	54.6%	57.6%	57.4%	54.1%	58.7%
UNKNOWN	22	39	42	56	30	15	23	29	38	17	68.2%	59.0%	69.0%	67.9%	56.7%
<b>Grand Total</b>	<b>524</b>	<b>566</b>	<b>467</b>	<b>490</b>	<b>323</b>	<b>294</b>	<b>339</b>	<b>284</b>	<b>257</b>	<b>191</b>	<b>56.1%</b>	<b>59.9%</b>	<b>60.8%</b>	<b>52.4%</b>	<b>59.1%</b>

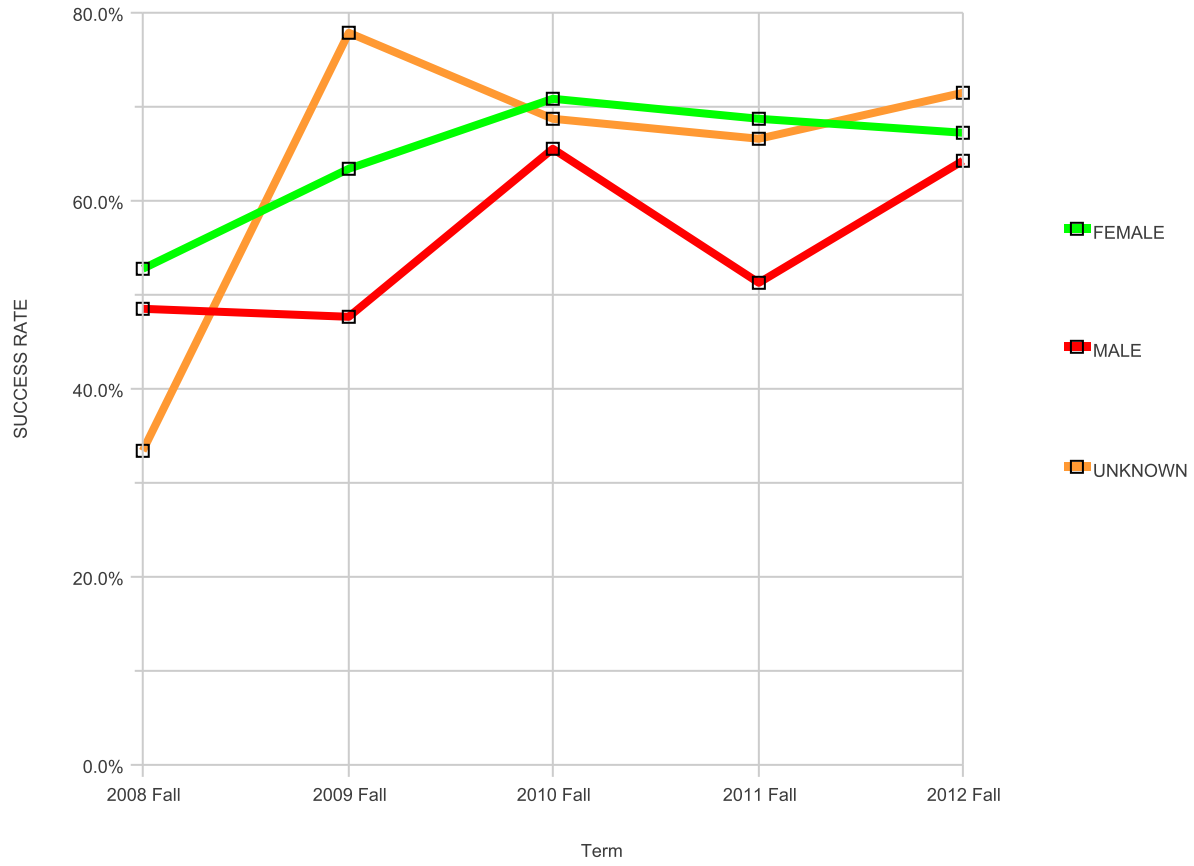
Only credit courses (CB(04) is in C or D).  
 Total Graded = any grade, including W  
 Success = A, B, C, or Pass  
 Success Rate = Success / Total Graded

Fall Basic Skills English Course Success Rates by Gender

Date run: 7/10/2013

Campus Merritt College

Fall Basic Skills English Course Success Rate by Gender



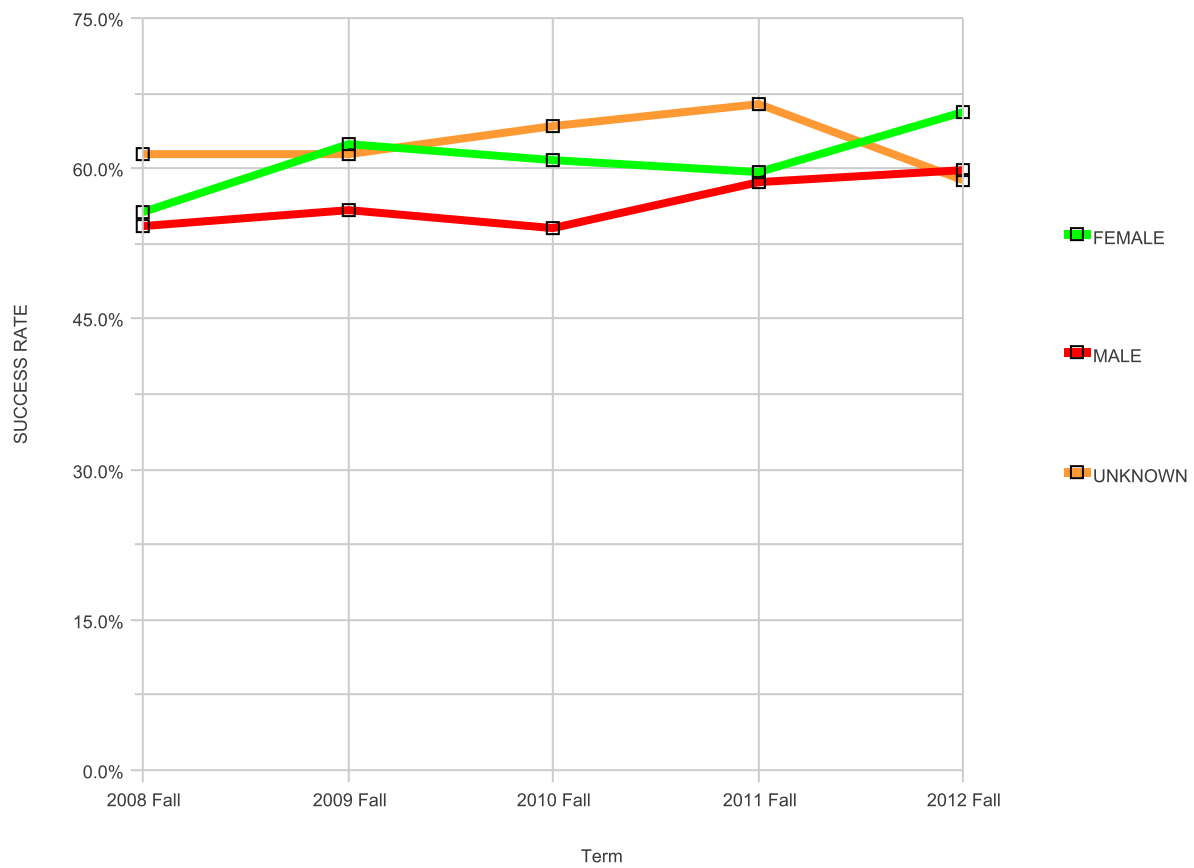
Campus Merritt College

Gender	TOTAL GRADED					SUCCESS					SUCCESS RATE				
	2008 Fall	2009 Fall	2010 Fall	2011 Fall	2012 Fall	2008 Fall	2009 Fall	2010 Fall	2011 Fall	2012 Fall	2008 Fall	2009 Fall	2010 Fall	2011 Fall	2012 Fall
FEMALE	125	142	134	150	110	66	90	95	103	74	52.8%	63.4%	70.9%	68.7%	67.3%
MALE	72	67	64	74	70	35	32	42	38	45	48.6%	47.8%	65.6%	51.4%	64.3%
UNKNOWN	6	9	16	21	7	2	7	11	14	5	33.3%	77.8%	68.8%	66.7%	71.4%
<b>Grand Total</b>	<b>203</b>	<b>218</b>	<b>214</b>	<b>245</b>	<b>187</b>	<b>103</b>	<b>129</b>	<b>148</b>	<b>155</b>	<b>124</b>	<b>50.7%</b>	<b>59.2%</b>	<b>69.2%</b>	<b>63.3%</b>	<b>66.3%</b>

Only credit courses (CB(04) is in C or D).  
 Total Graded = any grade, including W  
 Success = A, B, C, or Pass  
 Success Rate = Success / Total Graded

**Fall Basic Skills English Course Success Rates by Gender - PCCD**  
 Date run: 7/10/2013

**Fall Basic Skills English Course Success Rate by Gender**



Gender	TOTAL GRADED					SUCCESS					SUCCESS RATE				
	2008 Fall	2009 Fall	2010 Fall	2011 Fall	2012 Fall	2008 Fall	2009 Fall	2010 Fall	2011 Fall	2012 Fall	2008 Fall	2009 Fall	2010 Fall	2011 Fall	2012 Fall
FEMALE	682	733	679	671	488	380	458	413	400	320	55.7%	62.5%	60.8%	59.6%	65.6%
MALE	519	569	528	502	368	282	318	285	294	220	54.3%	55.9%	54.0%	58.6%	59.8%
UNKNOWN	44	83	98	104	56	27	51	63	69	33	61.4%	61.4%	64.3%	66.3%	58.9%
<b>Grand Total</b>	<b>1,245</b>	<b>1,385</b>	<b>1,305</b>	<b>1,277</b>	<b>912</b>	<b>689</b>	<b>827</b>	<b>761</b>	<b>763</b>	<b>573</b>	<b>55.3%</b>	<b>59.7%</b>	<b>58.3%</b>	<b>59.7%</b>	<b>62.8%</b>

Only credit courses (CB(04) is in C or D).  
 Total Graded = any grade, including W  
 Success = A, B, C, or Pass  
 Success Rate = Success / Total Graded