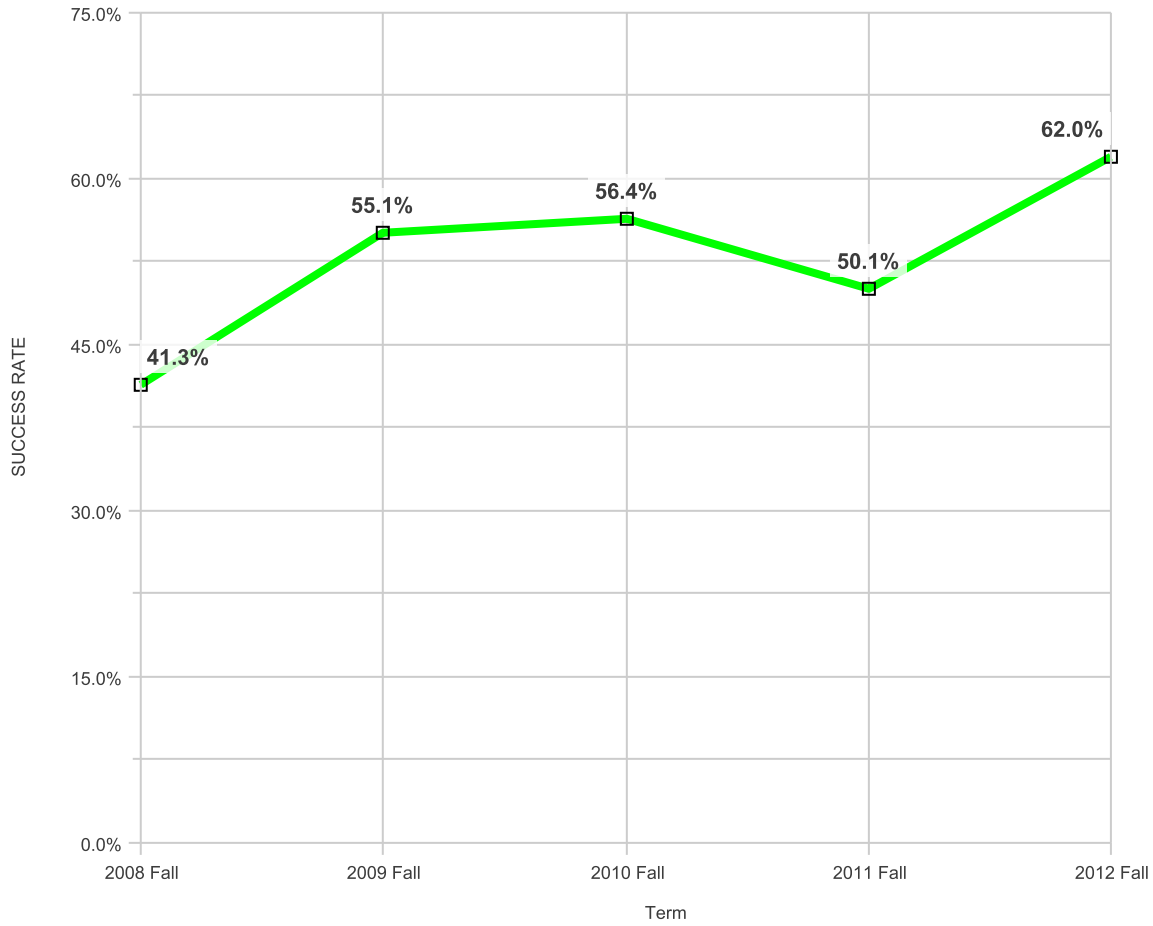


Fall Basic Skills Math Course Success Rates All Students

Date run: 7/10/2013

Campus College of Alameda

Fall Basic Skills Math Course Success Rate - All Students



Campus College of Alameda

Term	TOTAL GRADED	SUCCESS	SUCCESS RATE
2008 Fall	339	140	41.3%
2009 Fall	419	231	55.1%
2010 Fall	406	229	56.4%
2011 Fall	359	180	50.1%
2012 Fall	276	171	62.0%

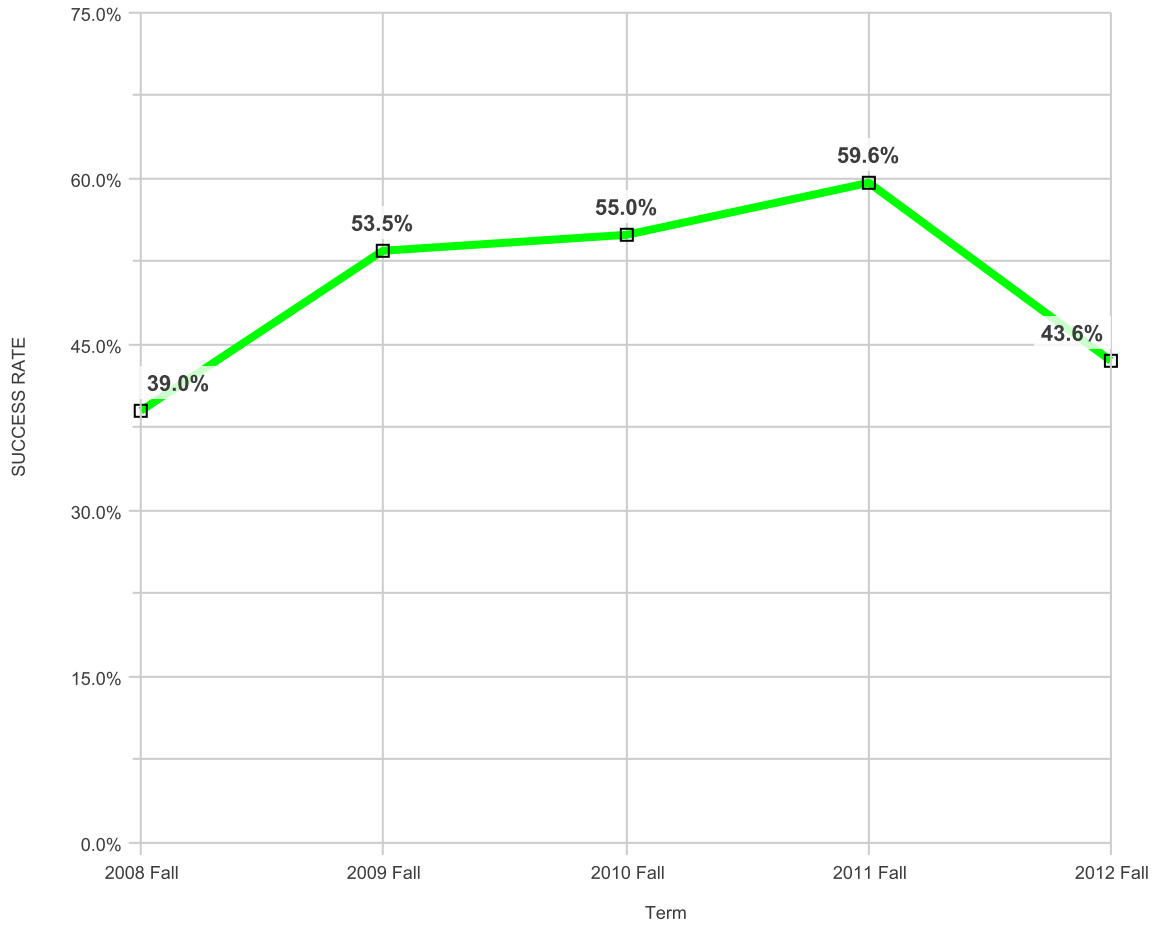
Only credit courses (CB(04) is in C or D).
 Total Graded = any grade, including W
 Success = A, B, C, or Pass
 Success Rate = Success / Total Graded

Fall Basic Skills Math Course Success Rates All Students

Date run: 7/10/2013

Campus Berkeley City College

Fall Basic Skills Math Course Success Rate - All Students



Campus Berkeley City College

Term	TOTAL GRADED	SUCCESS	SUCCESS RATE
2008 Fall	328	128	39.0%
2009 Fall	340	182	53.5%
2010 Fall	358	197	55.0%
2011 Fall	250	149	59.6%
2012 Fall	475	207	43.6%

Only credit courses (CB(04) is in C or D).

Total Graded = any grade, including W

Success = A, B, C, or Pass

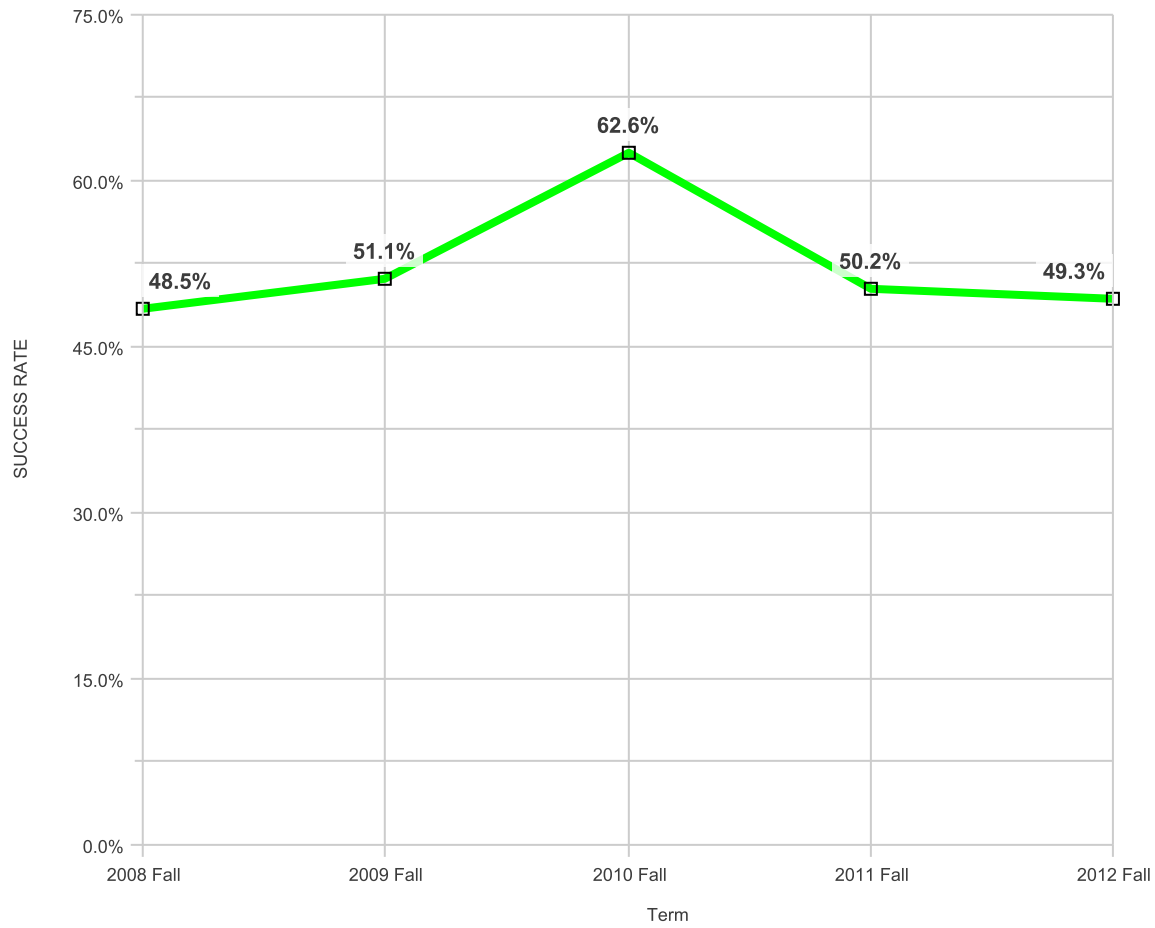
Success Rate = Success / Total Graded

Fall Basic Skills Math Course Success Rates All Students

Date run: 7/10/2013

Campus Laney College

Fall Basic Skills Math Course Success Rate - All Students



Campus Laney College

Term	TOTAL GRADED	SUCCESS	SUCCESS RATE
2008 Fall	786	381	48.5%
2009 Fall	736	376	51.1%
2010 Fall	564	353	62.6%
2011 Fall	448	225	50.2%
2012 Fall	438	216	49.3%

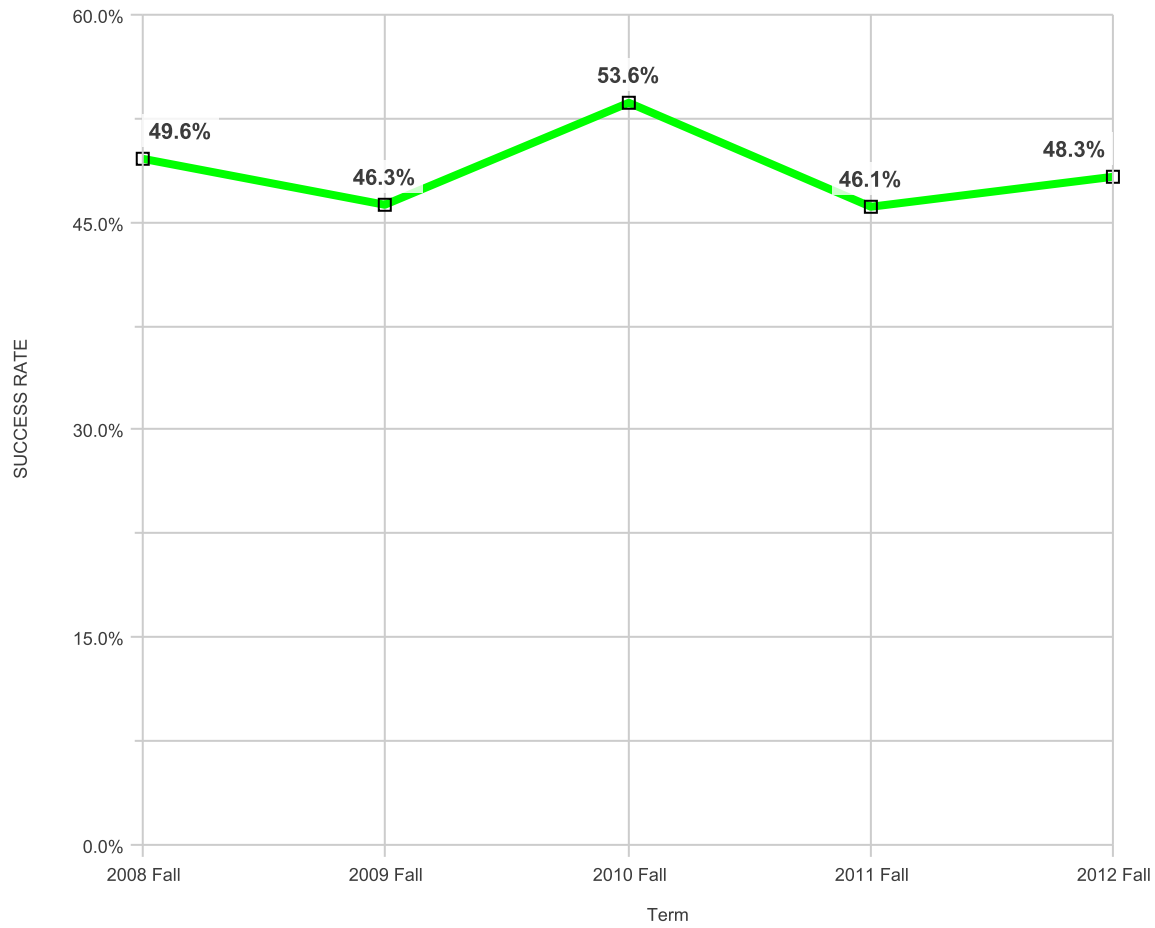
Only credit courses (CB(04) is in C or D).
 Total Graded = any grade, including W
 Success = A, B, C, or Pass
 Success Rate = Success / Total Graded

Fall Basic Skills Math Course Success Rates All Students

Date run: 7/10/2013

Campus Merritt College

Fall Basic Skills Math Course Success Rate - All Students

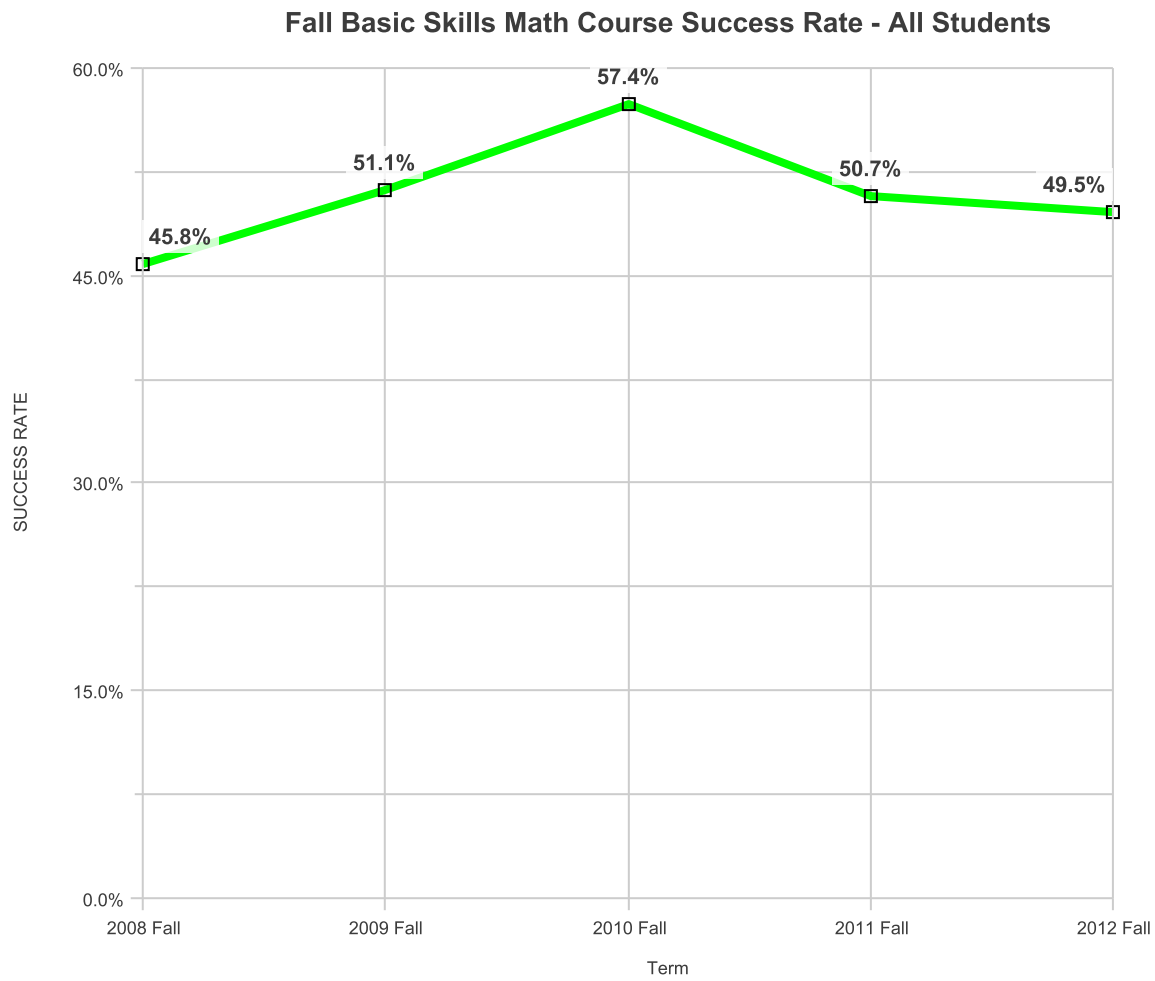


Campus Merritt College

Term	TOTAL GRADED	SUCCESS	SUCCESS RATE
2008 Fall	417	207	49.6%
2009 Fall	508	235	46.3%
2010 Fall	427	229	53.6%
2011 Fall	401	185	46.1%
2012 Fall	402	194	48.3%

Only credit courses (CB(04) is in C or D).
 Total Graded = any grade, including W
 Success = A, B, C, or Pass
 Success Rate = Success / Total Graded

Fall Basic Skills Math Course Success Rates All Students - PCCD
 Date run: 7/10/2013



Term	TOTAL GRADED	SUCCESS	SUCCESS RATE
2008 Fall	1,870	856	45.8%
2009 Fall	2,003	1,024	51.1%
2010 Fall	1,755	1,008	57.4%
2011 Fall	1,458	739	50.7%
2012 Fall	1,591	788	49.5%

Only credit courses (CB(04) is in C or D).
 Total Graded = any grade, including W
 Success = A, B, C, or Pass
 Success Rate = Success / Total Graded