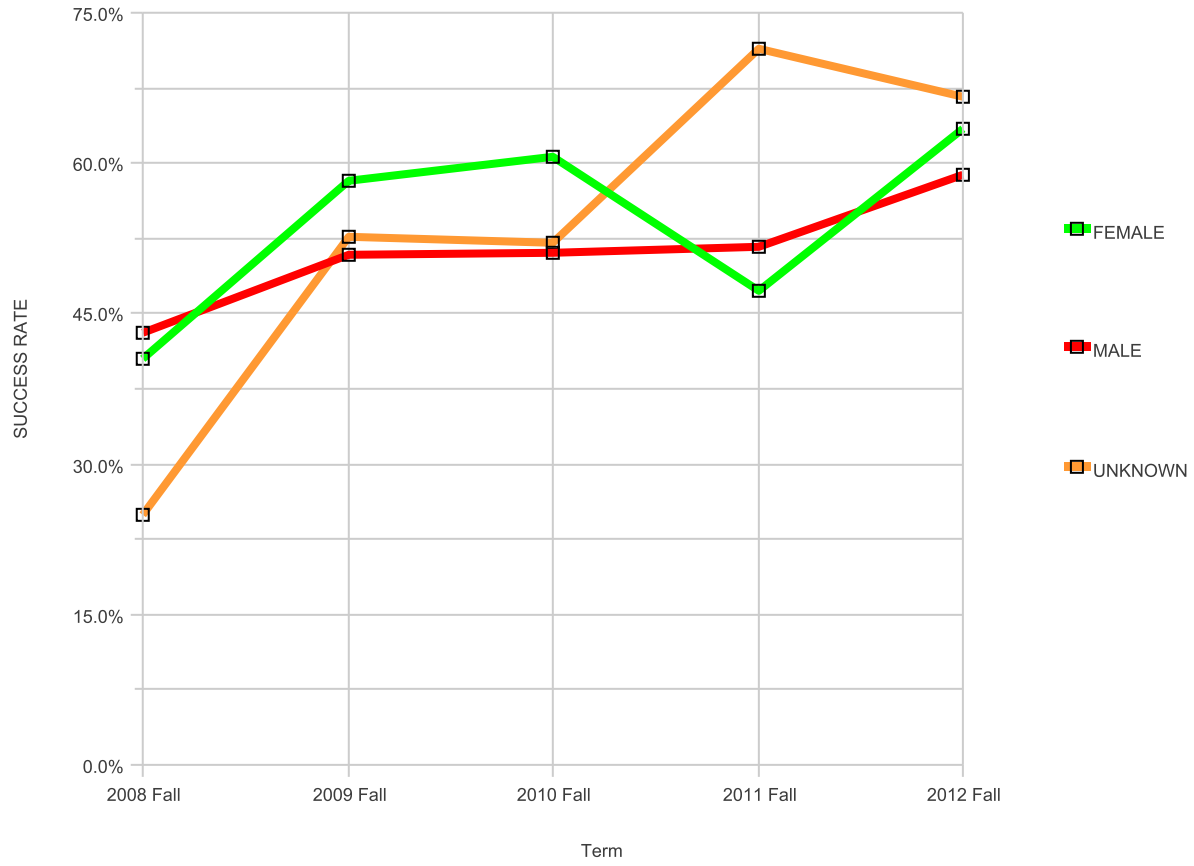


## Fall Basic Skills Math Course Success Rates by Gender

Date run: 7/10/2013

Campus College of Alameda

### Fall Basic Skills Math Course Success Rate by Gender



Campus College of Alameda

Gender	TOTAL GRADED					SUCCESS					SUCCESS RATE				
	2008 Fall	2009 Fall	2010 Fall	2011 Fall	2012 Fall	2008 Fall	2009 Fall	2010 Fall	2011 Fall	2012 Fall	2008 Fall	2009 Fall	2010 Fall	2011 Fall	2012 Fall
FEMALE	185	237	226	214	170	75	138	137	101	108	40.5%	58.2%	60.6%	47.2%	63.5%
MALE	146	163	155	124	97	63	83	79	64	57	43.2%	50.9%	51.0%	51.6%	58.8%
UNKNOWN	8	19	25	21	9	2	10	13	15	6	25.0%	52.6%	52.0%	71.4%	66.7%
<b>Grand Total</b>	<b>339</b>	<b>419</b>	<b>406</b>	<b>359</b>	<b>276</b>	<b>140</b>	<b>231</b>	<b>229</b>	<b>180</b>	<b>171</b>	<b>41.3%</b>	<b>55.1%</b>	<b>56.4%</b>	<b>50.1%</b>	<b>62.0%</b>

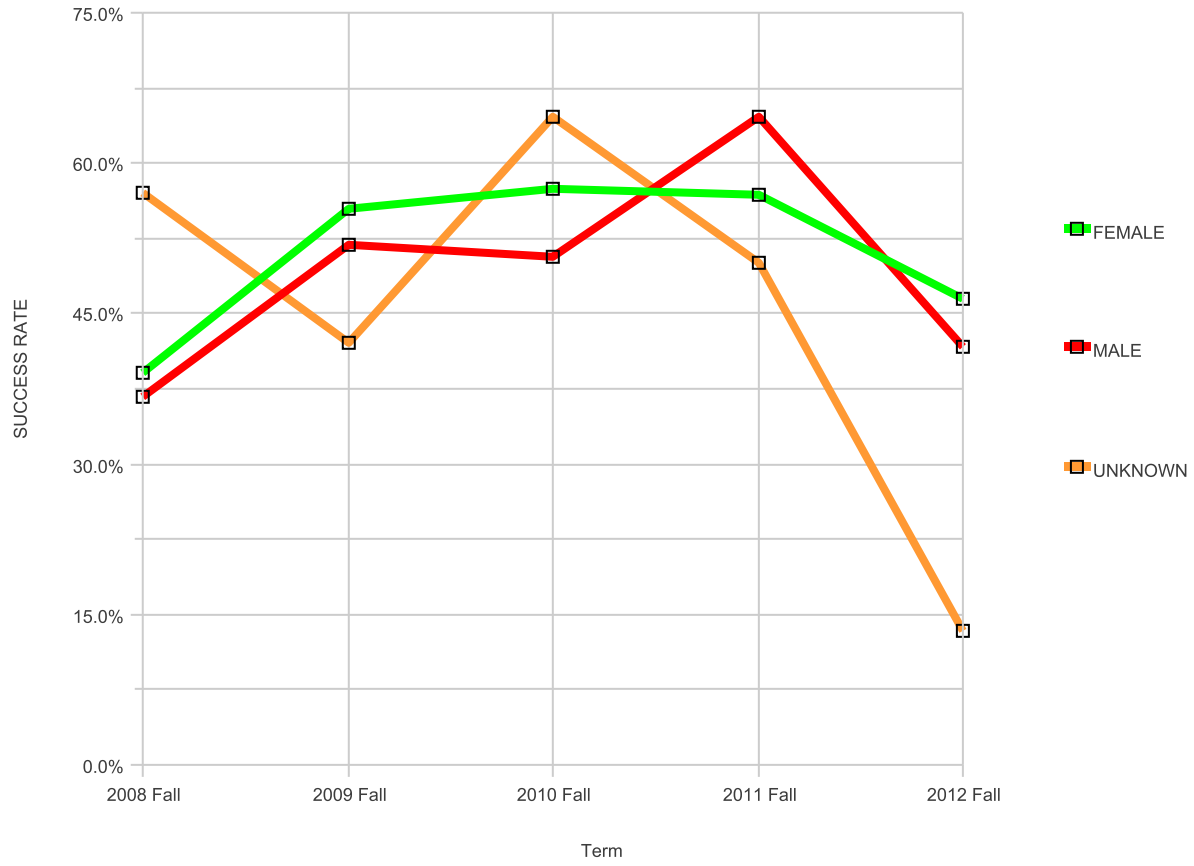
Only credit courses (CB(04) is in C or D).  
 Total Graded = any grade, including W  
 Success = A, B, C, or Pass  
 Success Rate = Success / Total Graded

## Fall Basic Skills Math Course Success Rates by Gender

Date run: 7/10/2013

Campus Berkeley City College

### Fall Basic Skills Math Course Success Rate by Gender



Campus Berkeley City College

Gender	TOTAL GRADED					SUCCESS					SUCCESS RATE				
	2008 Fall	2009 Fall	2010 Fall	2011 Fall	2012 Fall	2008 Fall	2009 Fall	2010 Fall	2011 Fall	2012 Fall	2008 Fall	2009 Fall	2010 Fall	2011 Fall	2012 Fall
FEMALE	194	213	193	132	280	76	118	111	75	130	39.2%	55.4%	57.5%	56.8%	46.4%
MALE	120	108	148	102	180	44	56	75	66	75	36.7%	51.9%	50.7%	64.7%	41.7%
UNKNOWN	14	19	17	16	15	8	8	11	8	2	57.1%	42.1%	64.7%	50.0%	13.3%
<b>Grand Total</b>	<b>328</b>	<b>340</b>	<b>358</b>	<b>250</b>	<b>475</b>	<b>128</b>	<b>182</b>	<b>197</b>	<b>149</b>	<b>207</b>	<b>39.0%</b>	<b>53.5%</b>	<b>55.0%</b>	<b>59.6%</b>	<b>43.6%</b>

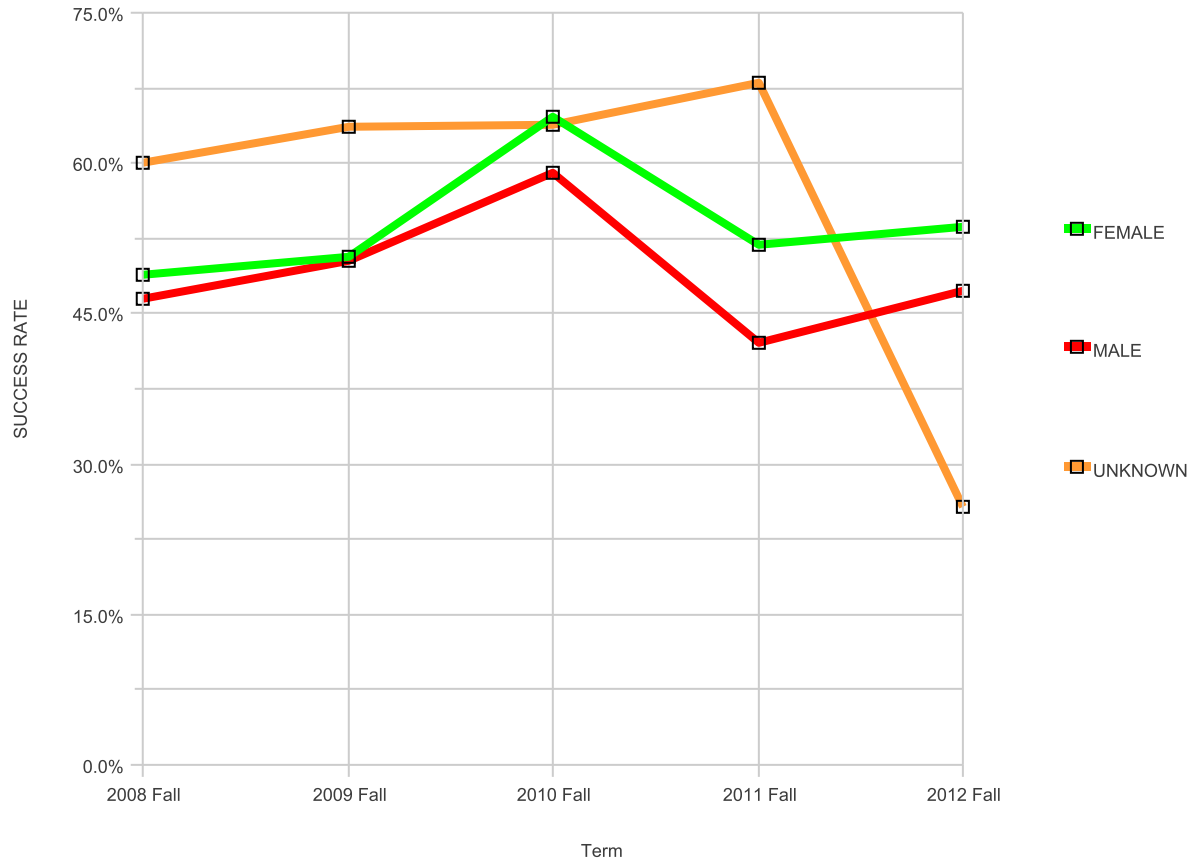
Only credit courses (CB(04) is in C or D).  
 Total Graded = any grade, including W  
 Success = A, B, C, or Pass  
 Success Rate = Success / Total Graded

## Fall Basic Skills Math Course Success Rates by Gender

Date run: 7/10/2013

Campus Laney College

### Fall Basic Skills Math Course Success Rate by Gender



Campus Laney College

Gender	TOTAL GRADED					SUCCESS					SUCCESS RATE				
	2008 Fall	2009 Fall	2010 Fall	2011 Fall	2012 Fall	2008 Fall	2009 Fall	2010 Fall	2011 Fall	2012 Fall	2008 Fall	2009 Fall	2010 Fall	2011 Fall	2012 Fall
FEMALE	491	410	333	251	261	240	208	215	130	140	48.9%	50.7%	64.6%	51.8%	53.6%
MALE	265	293	195	150	142	123	147	115	63	67	46.4%	50.2%	59.0%	42.0%	47.2%
UNKNOWN	30	33	36	47	35	18	21	23	32	9	60.0%	63.6%	63.9%	68.1%	25.7%
<b>Grand Total</b>	<b>786</b>	<b>736</b>	<b>564</b>	<b>448</b>	<b>438</b>	<b>381</b>	<b>376</b>	<b>353</b>	<b>225</b>	<b>216</b>	<b>48.5%</b>	<b>51.1%</b>	<b>62.6%</b>	<b>50.2%</b>	<b>49.3%</b>

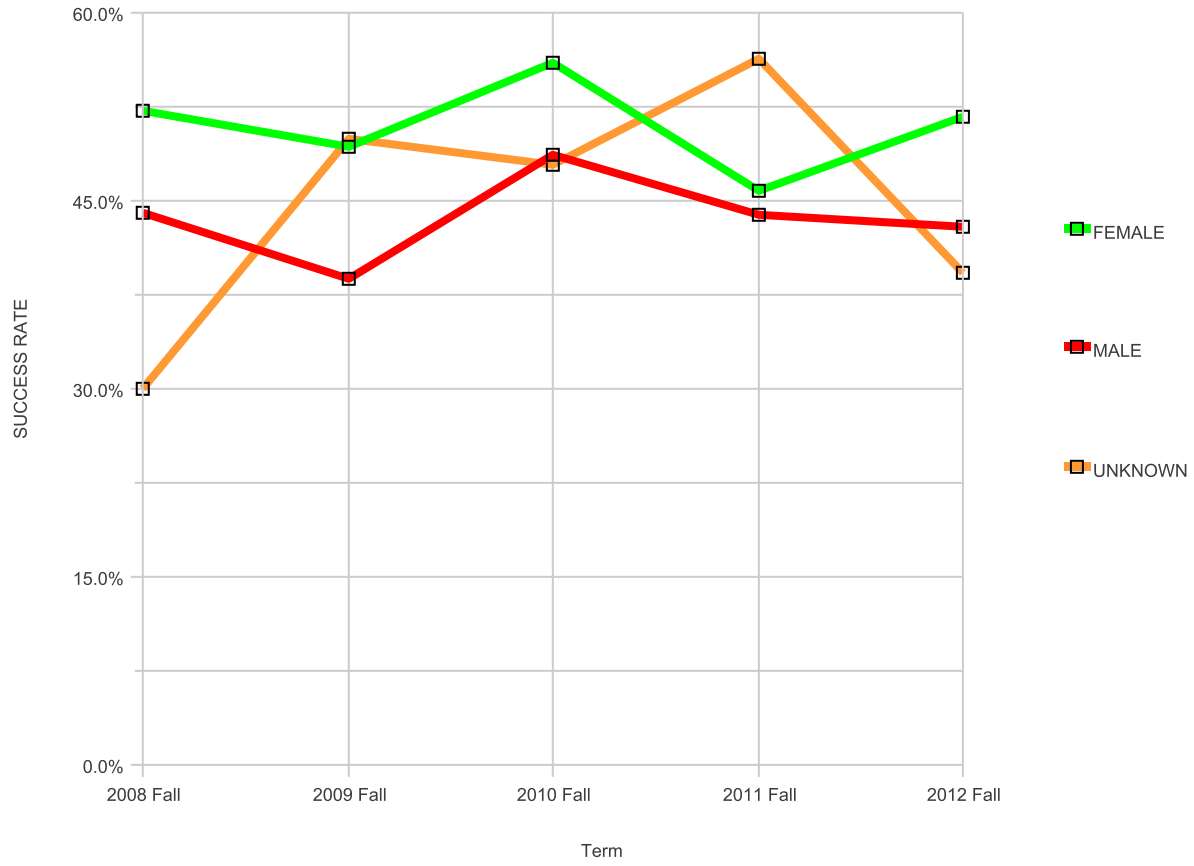
Only credit courses (CB(04) is in C or D).  
 Total Graded = any grade, including W  
 Success = A, B, C, or Pass  
 Success Rate = Success / Total Graded

Fall Basic Skills Math Course Success Rates by Gender

Date run: 7/10/2013

Campus Merritt College

Fall Basic Skills Math Course Success Rate by Gender



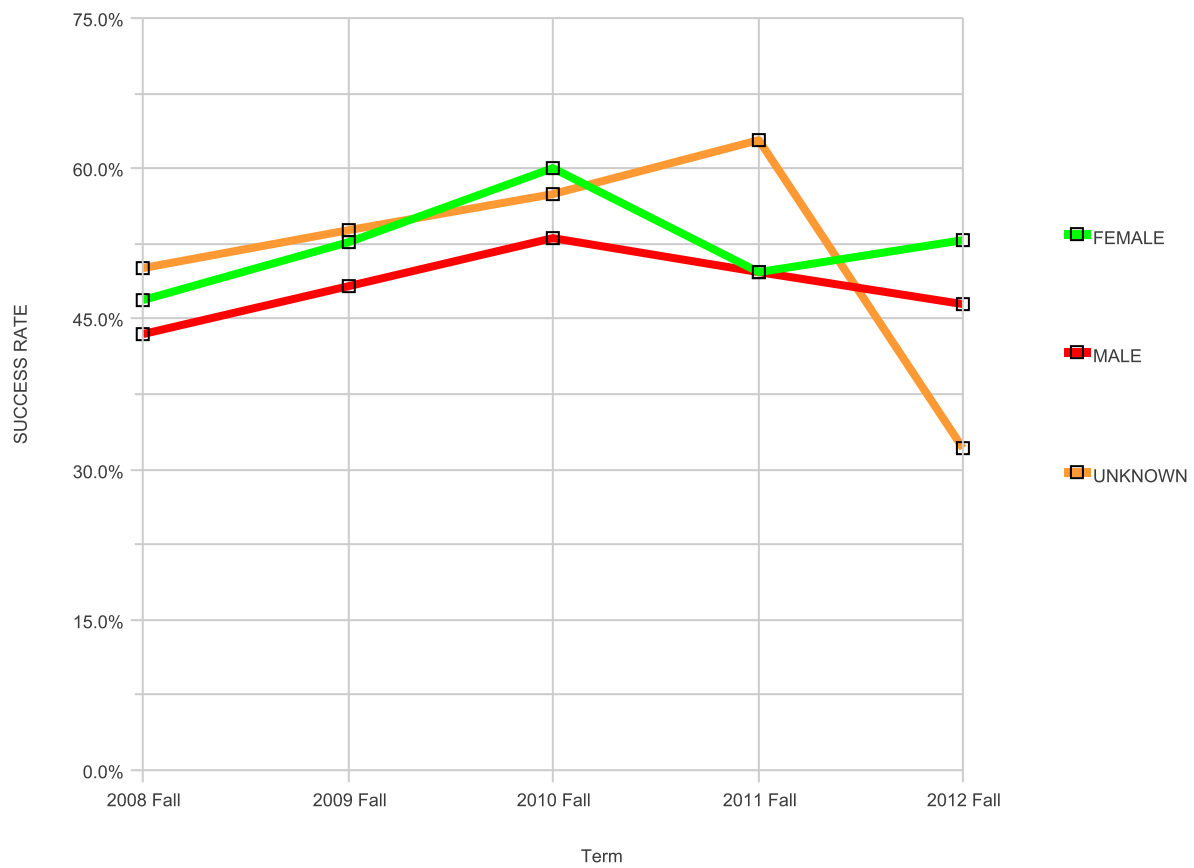
Campus Merritt College

Gender	TOTAL GRADED					SUCCESS					SUCCESS RATE				
	2008 Fall	2009 Fall	2010 Fall	2011 Fall	2012 Fall	2008 Fall	2009 Fall	2010 Fall	2011 Fall	2012 Fall	2008 Fall	2009 Fall	2010 Fall	2011 Fall	2012 Fall
FEMALE	305	339	289	262	255	159	167	162	120	132	52.1%	49.3%	56.1%	45.8%	51.8%
MALE	102	147	115	107	119	45	57	56	47	51	44.1%	38.8%	48.7%	43.9%	42.9%
UNKNOWN	10	22	23	32	28	3	11	11	18	11	30.0%	50.0%	47.8%	56.3%	39.3%
<b>Grand Total</b>	<b>417</b>	<b>508</b>	<b>427</b>	<b>401</b>	<b>402</b>	<b>207</b>	<b>235</b>	<b>229</b>	<b>185</b>	<b>194</b>	<b>49.6%</b>	<b>46.3%</b>	<b>53.6%</b>	<b>46.1%</b>	<b>48.3%</b>

Only credit courses (CB(04) is in C or D).  
 Total Graded = any grade, including W  
 Success = A, B, C, or Pass  
 Success Rate = Success / Total Graded

**Fall Basic Skills Math Course Success Rates by Gender - PCCD**  
 Date run: 7/10/2013

**Fall Basic Skills Math Course Success Rate by Gender**



Gender	TOTAL GRADED					SUCCESS					SUCCESS RATE				
	2008 Fall	2009 Fall	2010 Fall	2011 Fall	2012 Fall	2008 Fall	2009 Fall	2010 Fall	2011 Fall	2012 Fall	2008 Fall	2009 Fall	2010 Fall	2011 Fall	2012 Fall
FEMALE	1,175	1,199	1,041	859	966	550	631	625	426	510	46.8%	52.6%	60.0%	49.6%	52.8%
MALE	633	711	613	483	538	275	343	325	240	250	43.4%	48.2%	53.0%	49.7%	46.5%
UNKNOWN	62	93	101	116	87	31	50	58	73	28	50.0%	53.8%	57.4%	62.9%	32.2%
<b>Grand Total</b>	<b>1,870</b>	<b>2,003</b>	<b>1,755</b>	<b>1,458</b>	<b>1,591</b>	<b>856</b>	<b>1,024</b>	<b>1,008</b>	<b>739</b>	<b>788</b>	<b>45.8%</b>	<b>51.1%</b>	<b>57.4%</b>	<b>50.7%</b>	<b>49.5%</b>

Only credit courses (CB(04) is in C or D).  
 Total Graded = any grade, including W  
 Success = A, B, C, or Pass  
 Success Rate = Success / Total Graded