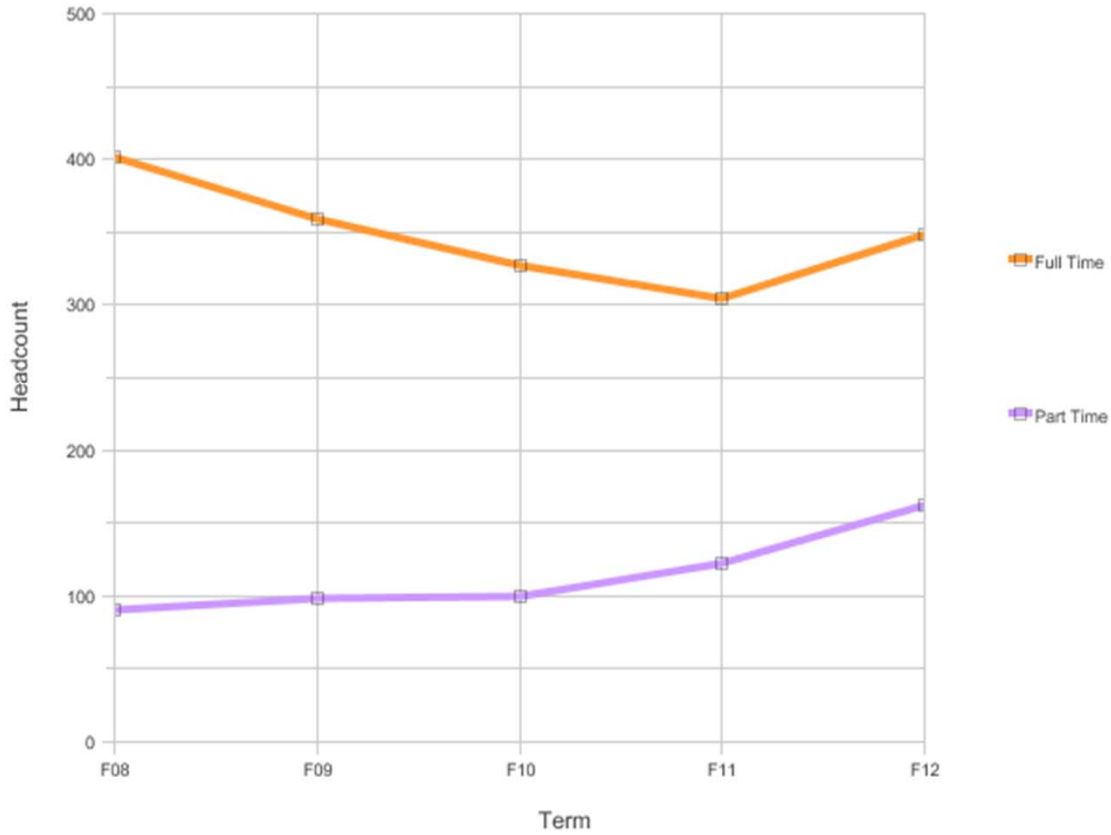


Fall Census EOPS Headcount by Full/Part-Time Status

College **Alameda**

Fall Census EOPS Headcount by Full/Part-Time Status

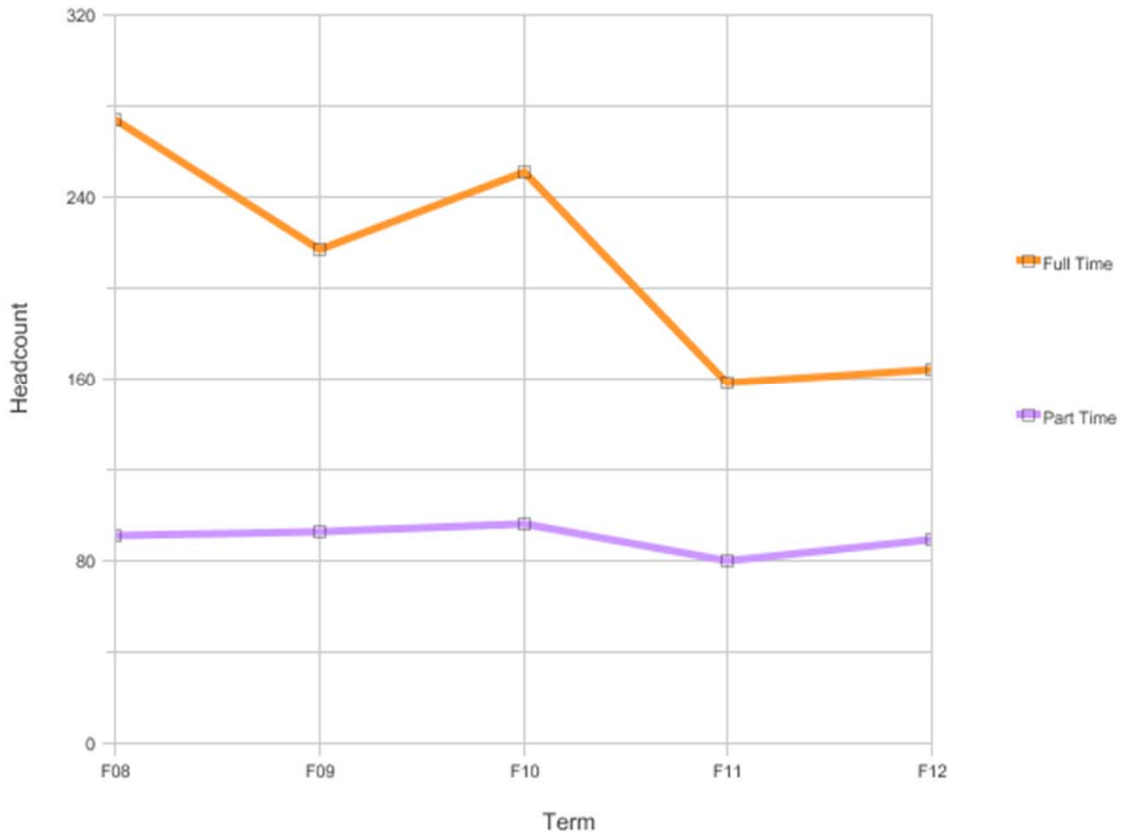


Full time/Part time	Headcount					%				
	F08	F09	F10	F11	F12	F08	F09	F10	F11	F12
Full Time	402	359	327	305	349	82%	78%	77%	71%	68%
Part Time	91	99	100	122	162	19%	22%	23%	29%	32%
Grand Total	493	458	427	427	511	100%	100%	100%	100%	100%

Fall Census EOPS Headcount by Full/Part-Time Status

College **Berkeley**

Fall Census EOPS Headcount by Full/Part-Time Status

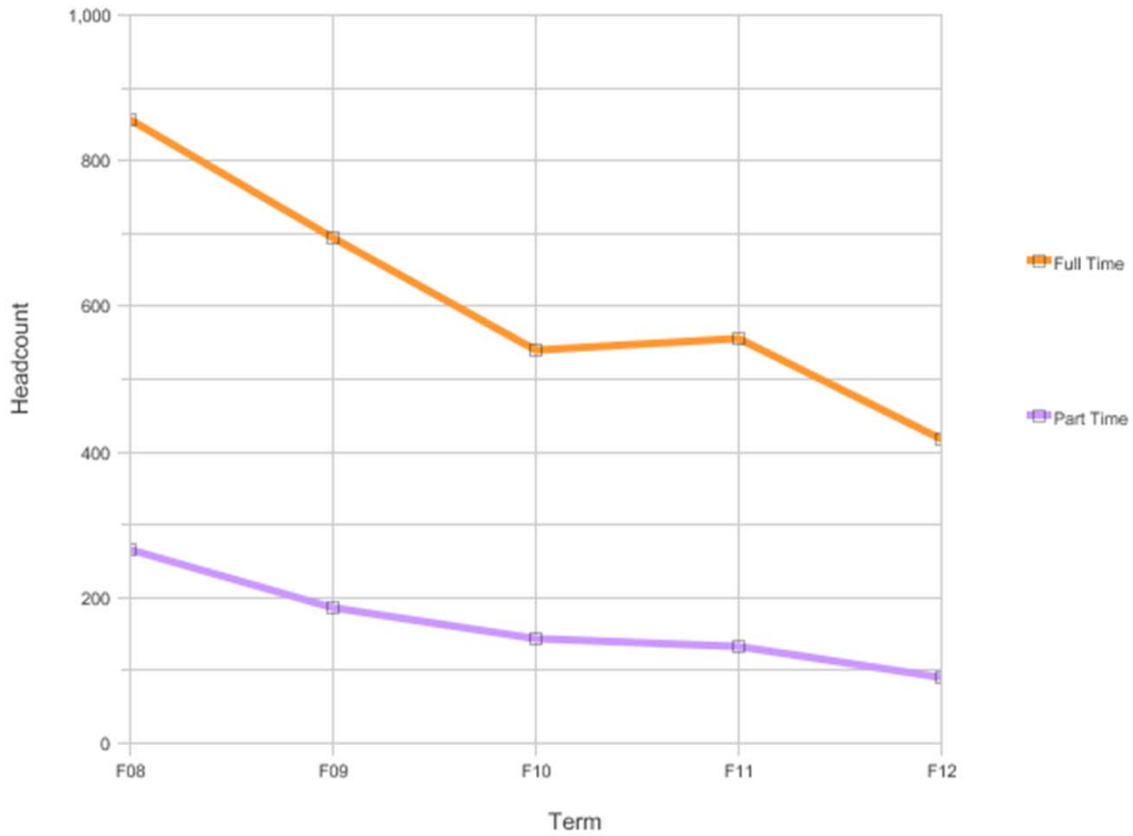


Full time/Part time	Headcount					%				
	F08	F09	F10	F11	F12	F08	F09	F10	F11	F12
Full Time	274	217	251	158	164	75%	70%	72%	66%	65%
Part Time	91	93	96	80	89	25%	30%	28%	34%	35%
Grand Total	365	310	347	238	253	100%	100%	100%	100%	100%

Fall Census EOPS Headcount by Full/Part-Time Status

College **Laney**

Fall Census EOPS Headcount by Full/Part-Time Status

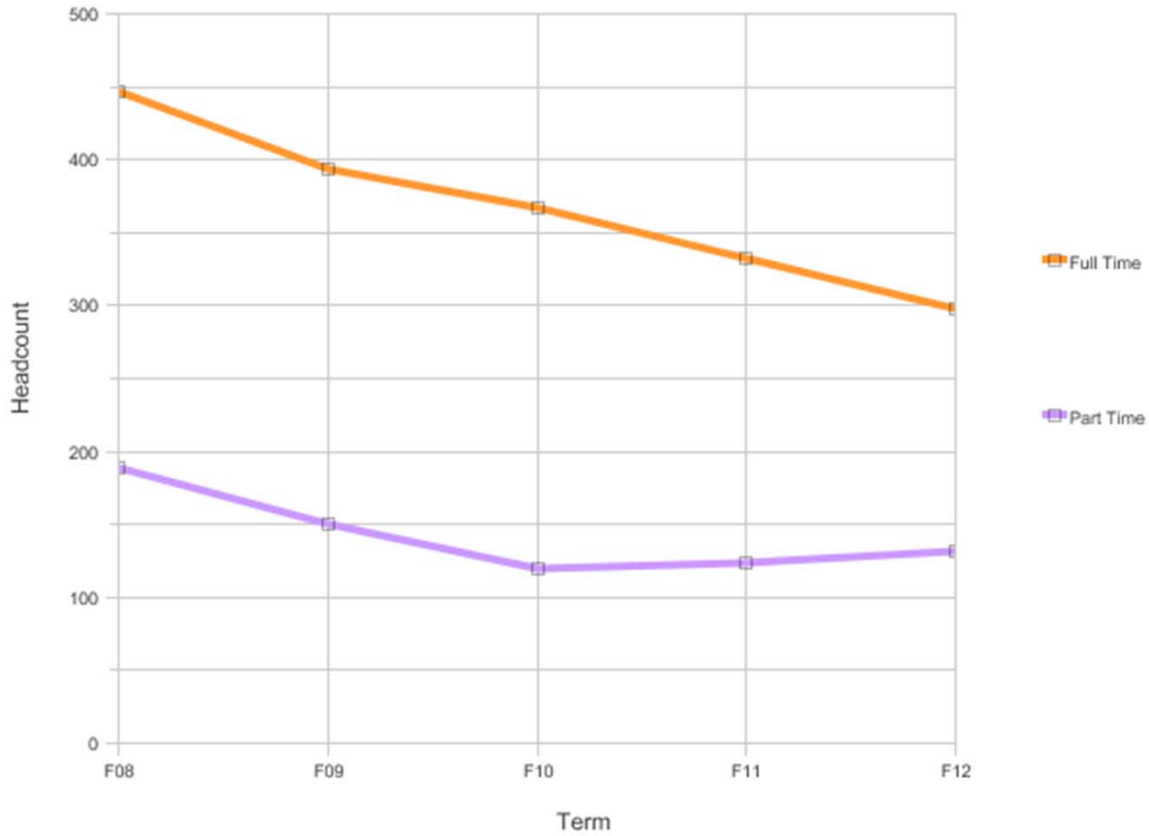


Full time/Part time	Headcount					%				
	F08	F09	F10	F11	F12	F08	F09	F10	F11	F12
Full Time	856	693	541	555	417	76%	79%	79%	81%	82%
Part Time	266	187	143	132	91	24%	21%	21%	19%	18%
Grand Total	1122	880	684	687	508	100%	100%	100%	100%	100%

Fall Census EOPS Headcount by Full/Part-Time Status

College **Merritt**

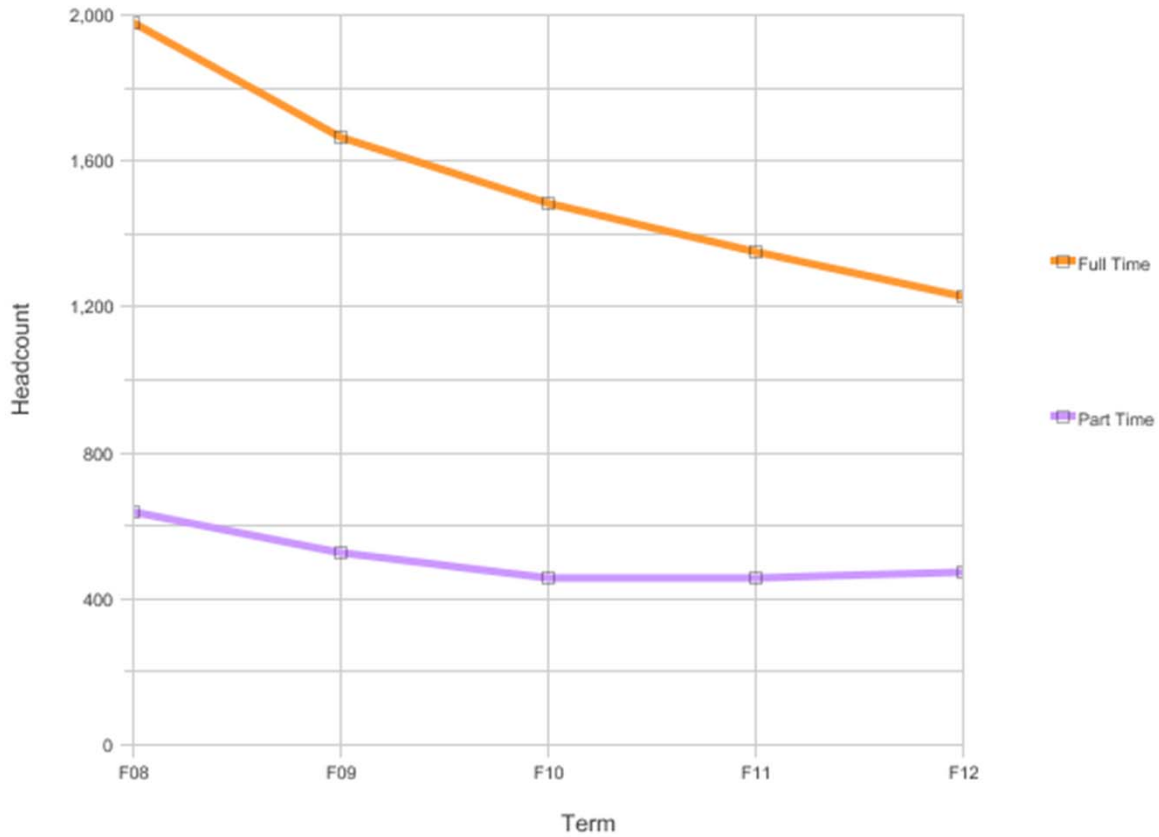
Fall Census EOPS Headcount by Full/Part-Time Status



Full time/Part time	Headcount					%				
	F08	F09	F10	F11	F12	F08	F09	F10	F11	F12
Full Time	447	394	367	333	298	70%	72%	75%	73%	70%
Part Time	189	150	120	124	131	30%	28%	25%	27%	31%
Grand Total	636	544	487	457	429	100%	100%	100%	100%	100%

Fall Census EOPS Headcount by Full/Part-Time Status - PCCD

Fall Census EOPS Headcount by Full/Part-Time Status



	Headcount					%				
Full time/Part time	F08	F09	F10	F11	F12	F08	F09	F10	F11	F12
Full Time	1979	1663	1486	1351	1228	76%	76%	76%	75%	72%
Part Time	637	529	459	458	473	24%	24%	24%	25%	28%
Grand Total	2616	2192	1945	1809	1701	100%	100%	100%	100%	100%