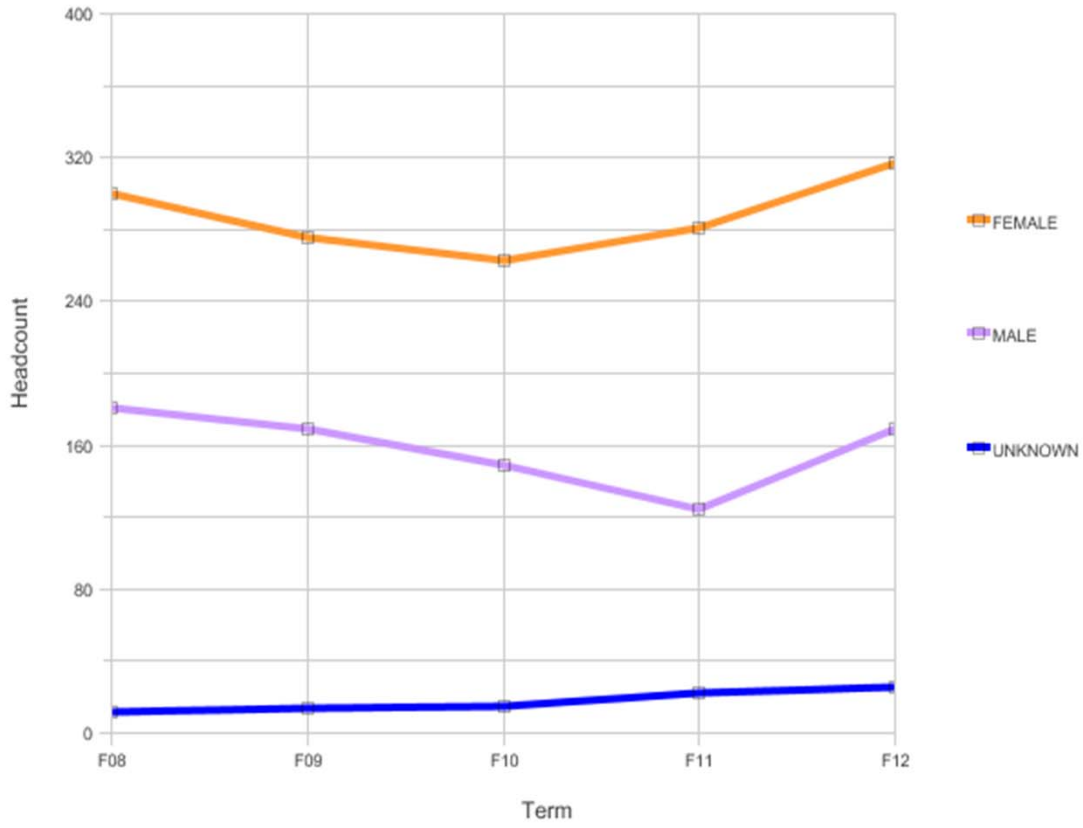


Fall Census EOPS Headcount by Gender

College Alameda

Fall Census EOPS Headcount by Gender

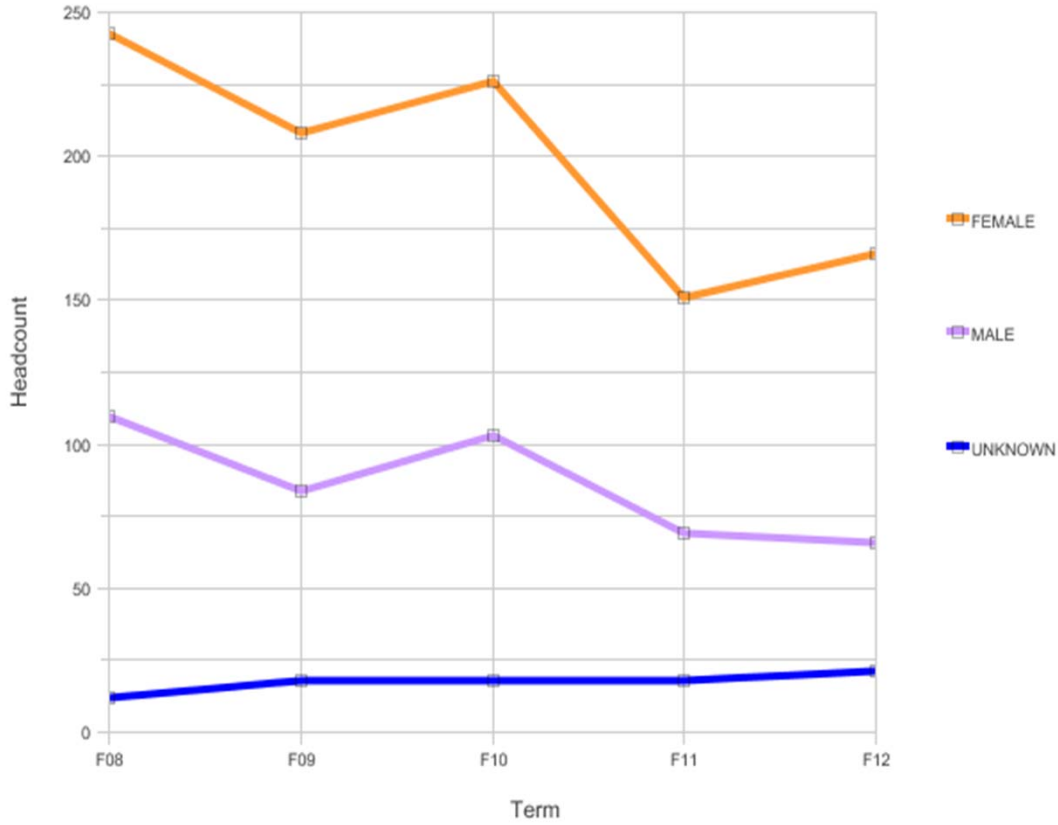


Gender	Headcount					%				
	F08	F09	F10	F11	F12	F08	F09	F10	F11	F12
FEMALE	300	275	263	281	317	61%	60%	62%	66%	62%
MALE	181	169	149	124	169	37%	37%	35%	29%	33%
UNKNOWN	12	14	15	22	25	2%	3%	4%	5%	5%
Grand Total	493	458	427	427	511	100%	100%	100%	100%	100%

Fall Census EOPS Headcount by Gender

College Berkeley

Fall Census EOPS Headcount by Gender

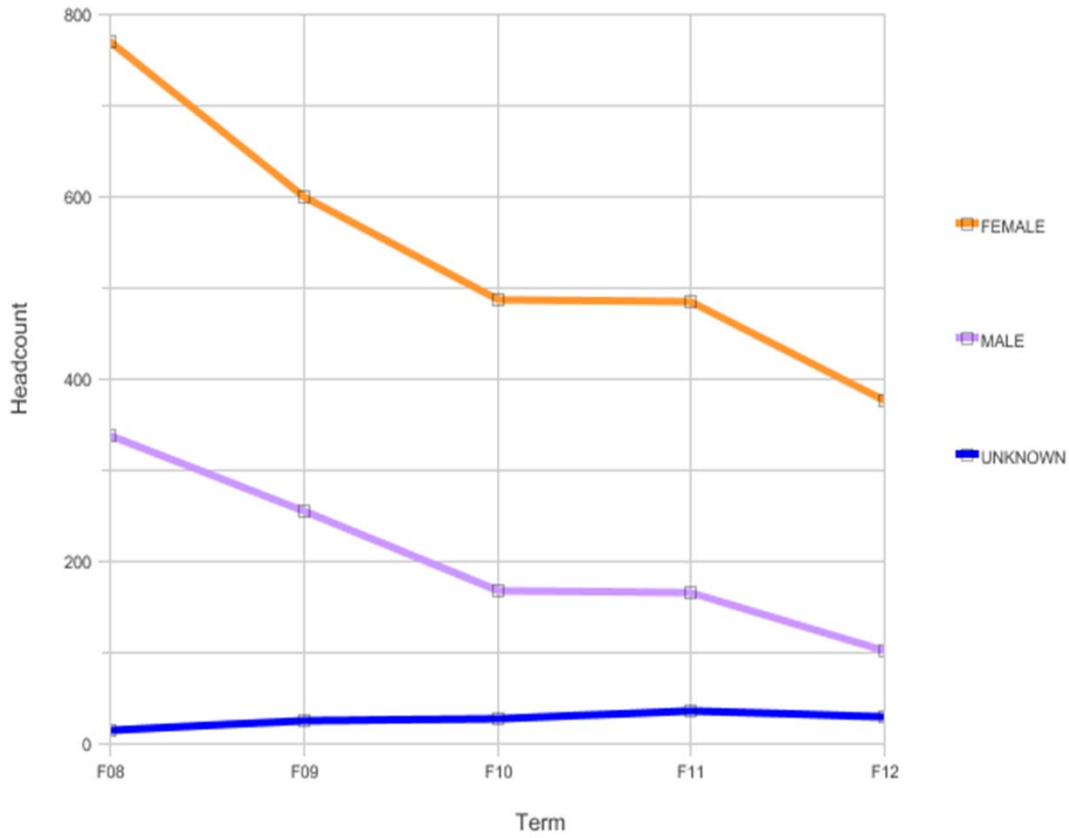


Gender	Headcount					%				
	F08	F09	F10	F11	F12	F08	F09	F10	F11	F12
FEMALE	243	208	226	151	166	67%	67%	65%	63%	66%
MALE	110	84	103	69	66	30%	27%	30%	29%	26%
UNKNOWN	12	18	18	18	21	3%	6%	5%	8%	8%
Grand Total	365	310	347	238	253	100%	100%	100%	100%	100%

Fall Census EOPS Headcount by Gender

College Laney

Fall Census EOPS Headcount by Gender

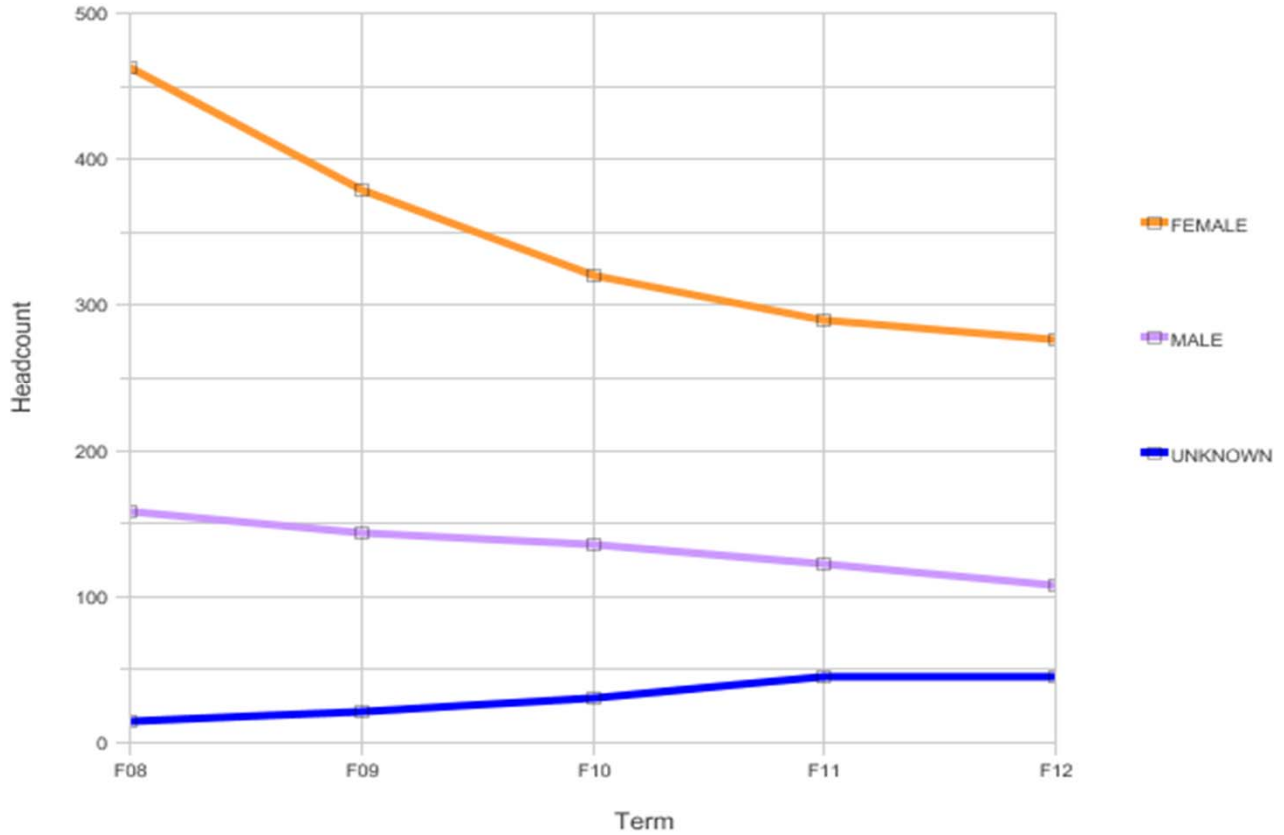


Gender	Headcount					%				
	F08	F09	F10	F11	F12	F08	F09	F10	F11	F12
FEMALE	770	600	488	486	376	69%	68%	71%	71%	74%
MALE	338	255	168	165	102	30%	29%	25%	24%	20%
UNKNOWN	14	25	28	36	30	1%	3%	4%	5%	6%
Grand Total	1122	880	684	687	508	100%	100%	100%	100%	100%

Fall Census EOPS Headcount by Gender

College Merritt

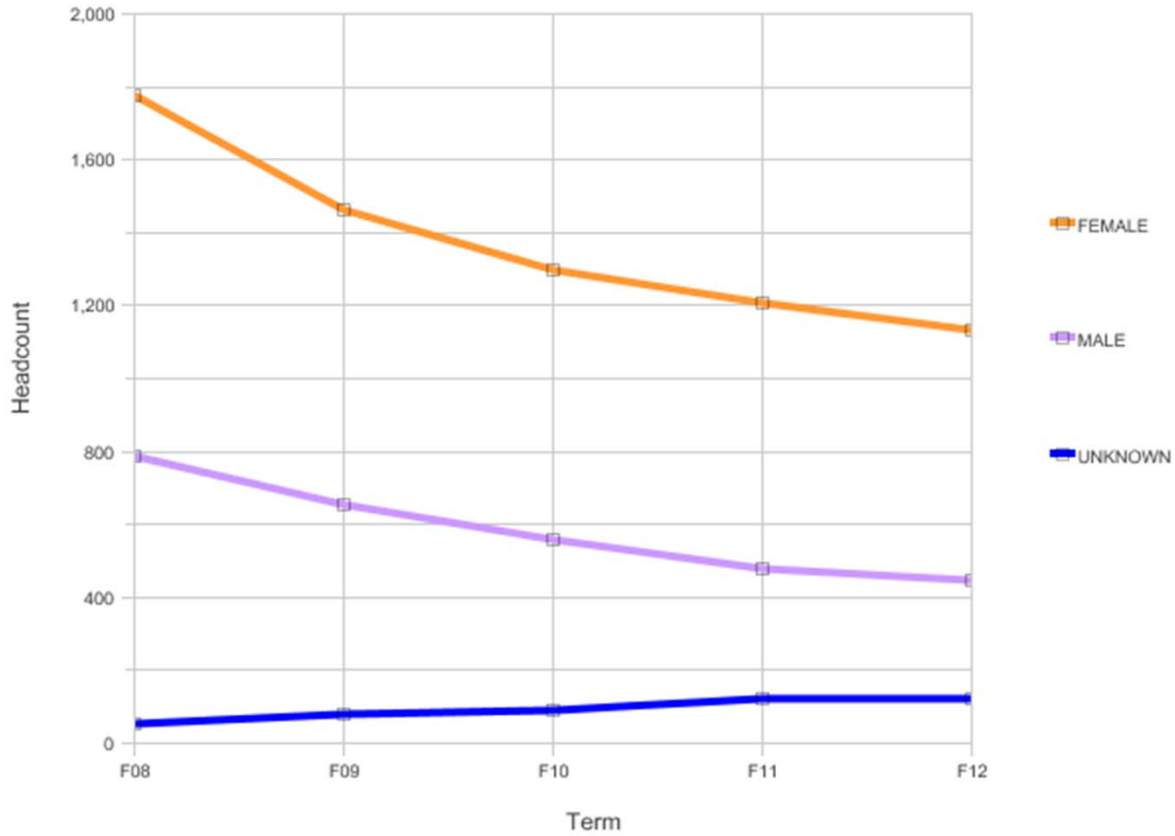
Fall Census EOPS Headcount by Gender



Gender	Headcount					%				
	F08	F09	F10	F11	F12	F08	F09	F10	F11	F12
FEMALE	463	379	320	290	276	73%	70%	66%	64%	64%
MALE	158	144	136	122	108	25%	27%	28%	27%	25%
UNKNOWN	15	21	31	45	45	2%	4%	6%	10%	11%
Grand Total	636	544	487	457	429	100%	100%	100%	100%	100%

Fall Census EOPS Headcount by Gender - PCCD

Fall Census EOPS Headcount by Gender



Gender	Headcount					%				
	F08	F09	F10	F11	F12	F08	F09	F10	F11	F12
FEMALE	1776	1462	1297	1208	1135	68%	67%	67%	67%	67%
MALE	787	652	556	480	445	30%	30%	29%	27%	26%
UNKNOWN	53	78	92	121	121	2%	4%	5%	7%	7%
Grand Total	2616	2192	1945	1809	1701	100%	100%	100%	100%	100%