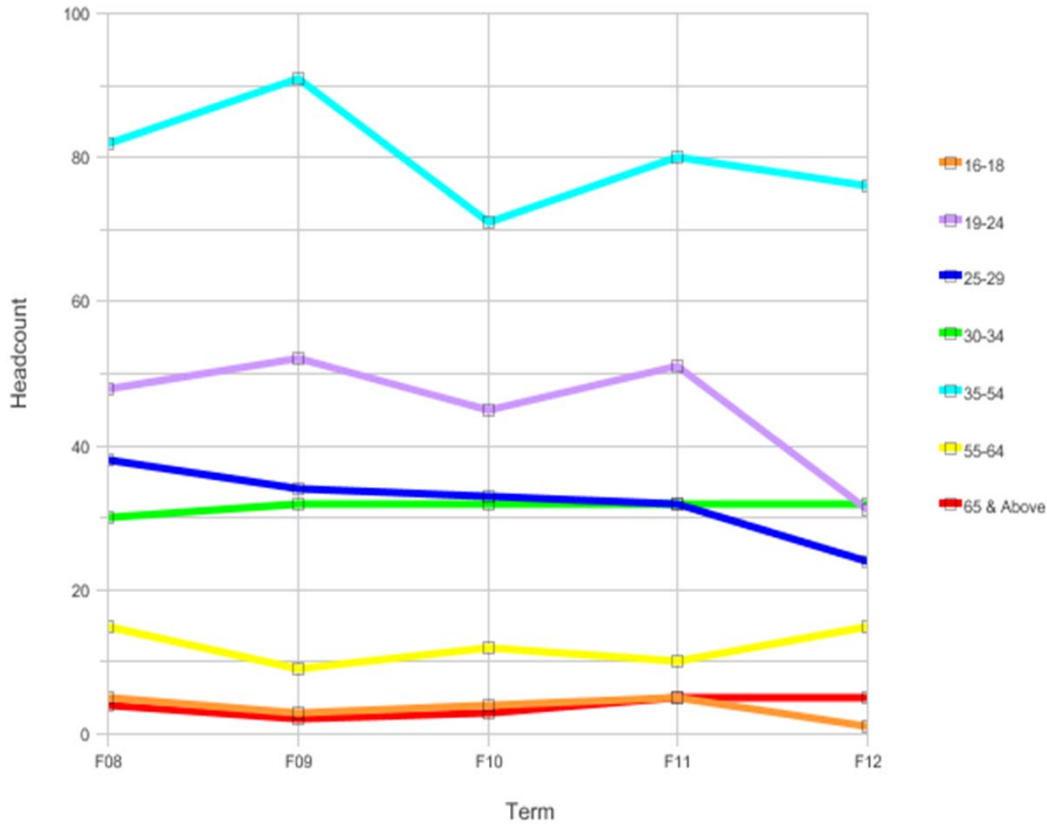


Fall Census ESL Basic Skills Headcount by Age

College of Alameda

Fall Census ESL Basic Skills Headcount by Age



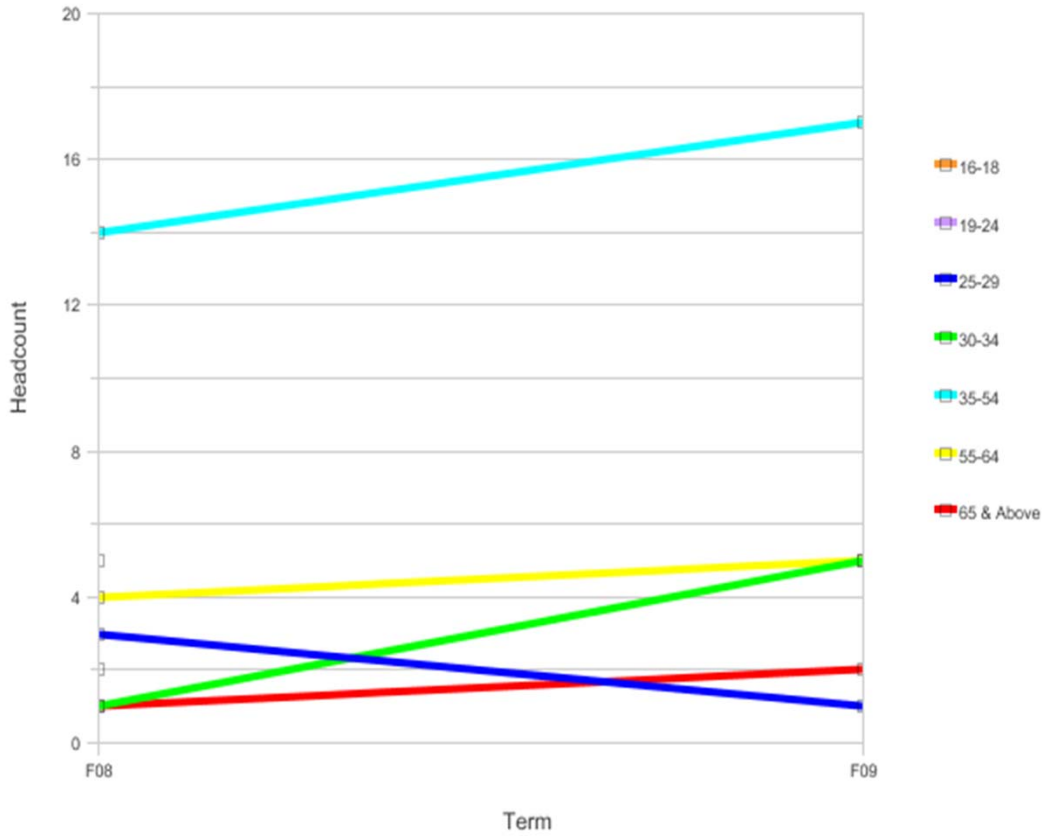
College of Alameda

Age	Headcount					%				
	F08	F09	F10	F11	F12	F08	F09	F10	F11	F12
16-18	5	3	4	5	1	2%	1%	2%	2%	1%
19-24	48	52	45	51	31	22%	23%	23%	24%	17%
25-29	38	34	33	32	24	17%	15%	17%	15%	13%
30-34	30	32	32	32	32	14%	14%	16%	15%	17%
35-54	82	91	71	80	76	37%	41%	36%	37%	41%
55-64	15	9	12	10	15	7%	4%	6%	5%	8%
65 & Above	4	2	3	5	5	2%	1%	2%	2%	3%
Grand Total	222	223	200	215	184	100%	100%	100%	100%	100%

Definition of Basic Skills: CB08 = 'B' and CB04 = 'C' Basic skills credit courses only.

**Fall Census ESL Basic Skills Headcount by Age
Berkeley City College**

Fall Census ESL Basic Skills Headcount by Age



Berkeley City College

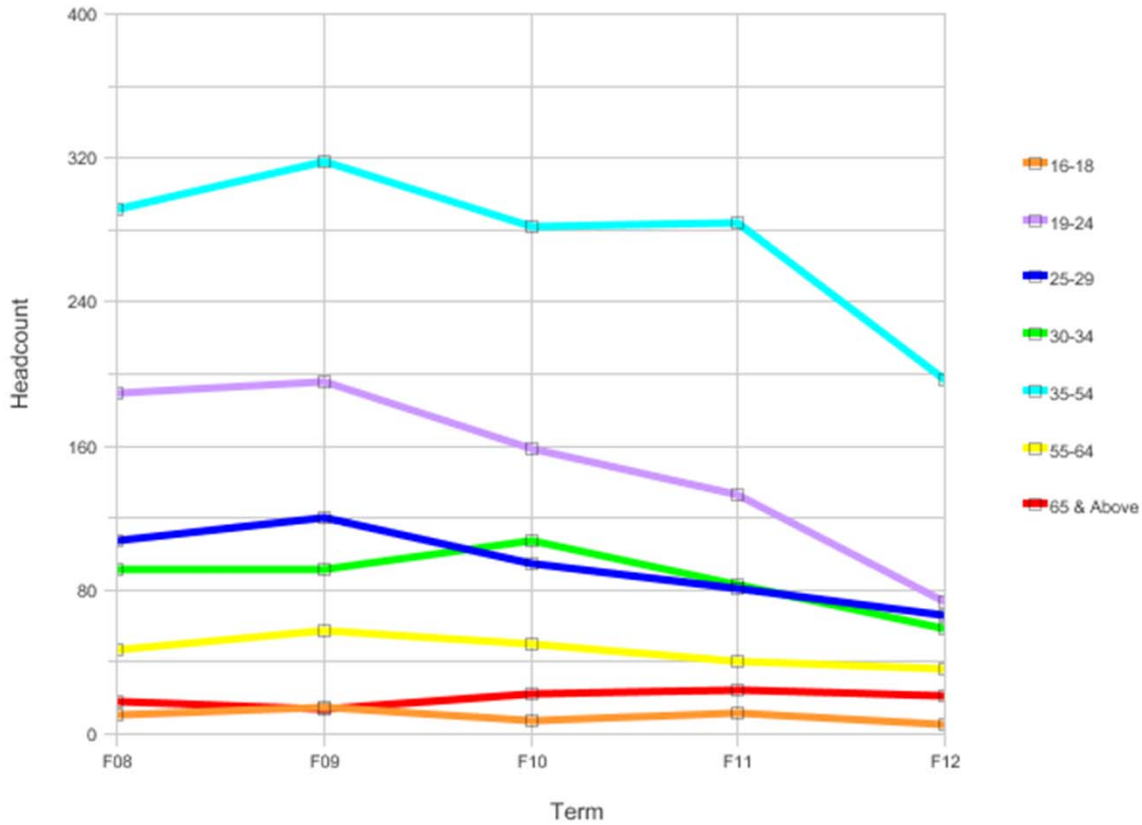
Age	Headcount					%				
	F08	F09	F10	F11	F12	F08	F09	F10	F11	F12
16-18	2					7%				
19-24	5					17%				
25-29	3	1				10%	3%			
30-34	1	5				3%	17%			
35-54	14	17				47%	57%			
55-64	4	5				13%	17%			
65 & Above	1	2				3%	7%			
Grand Total	30	30				100%	100%			

Definition of Basic Skills: CB08 = 'B' and CB04 = 'C' Basic skills credit courses only.

Fall Census ESL Basic Skills Headcount by Age

Laney College

Fall Census ESL Basic Skills Headcount by Age



Laney College

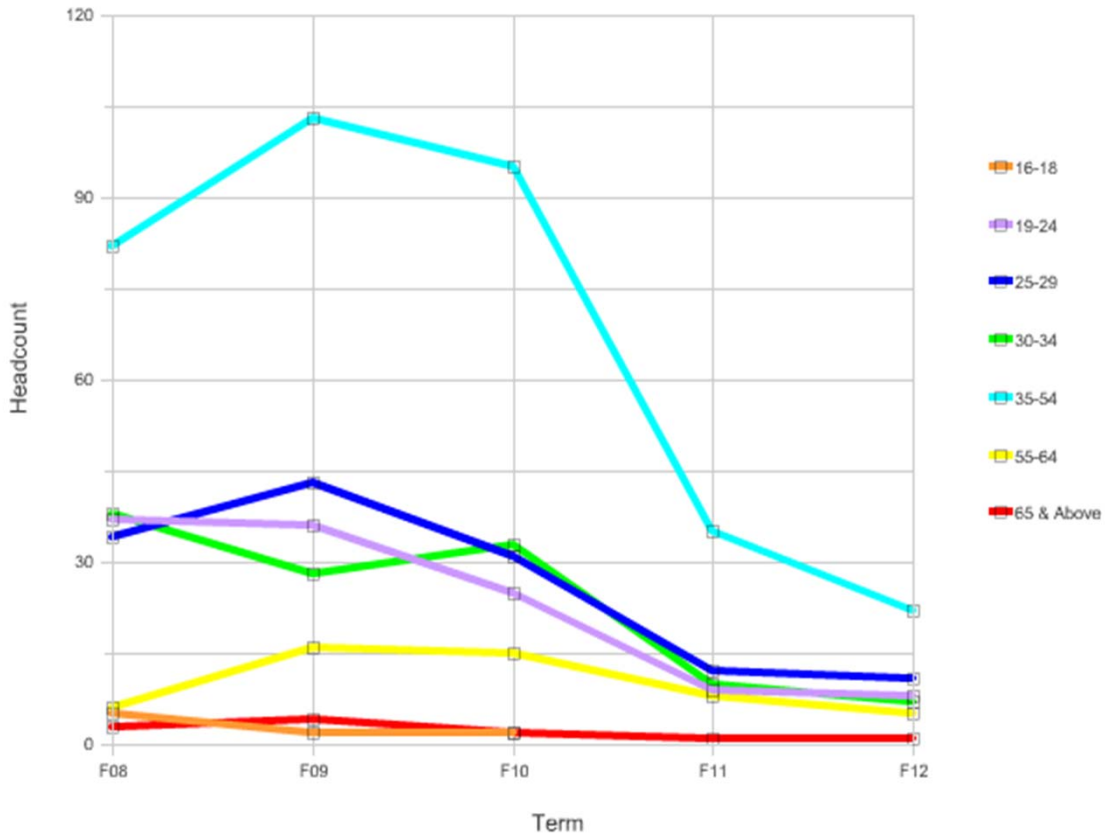
Age	Headcount					%				
	F08	F09	F10	F11	F12	F08	F09	F10	F11	F12
16-18	11	15	7	12	5	2%	2%	1%	2%	1%
19-24	189	196	159	133	73	25%	24%	22%	20%	16%
25-29	107	120	95	81	66	14%	15%	13%	12%	14%
30-34	91	92	107	83	59	12%	11%	15%	13%	13%
35-54	292	318	282	284	197	39%	39%	39%	43%	43%
55-64	47	57	50	40	36	6%	7%	7%	6%	8%
65 & Above	18	14	22	24	21	2%	2%	3%	4%	5%
Grand Total	755	812	722	657	457	100%	100%	100%	100%	100%

Definition of Basic Skills: CB08 = 'B' and CB04 = 'C' Basic skills credit courses only.

Fall Census ESL Basic Skills Headcount by Age

Merritt College

Fall Census ESL Basic Skills Headcount by Age



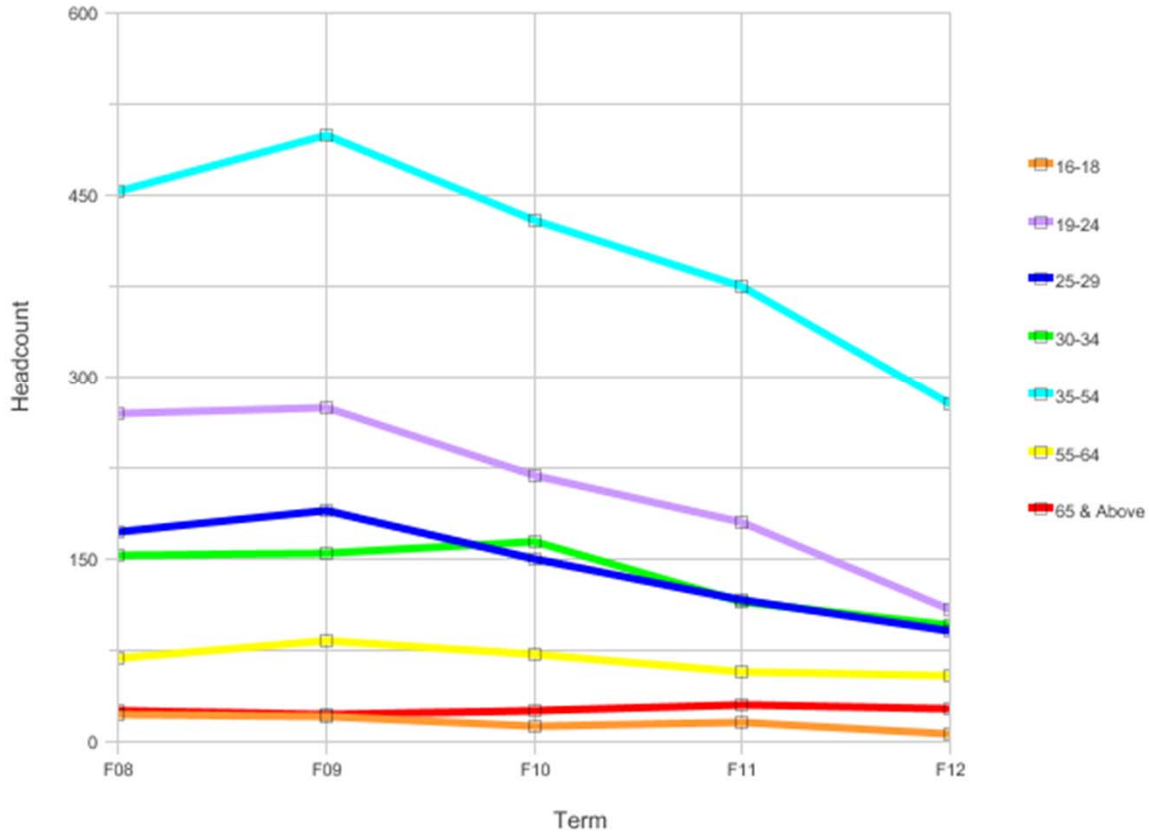
Merritt College

Age	Headcount					%				
	F08	F09	F10	F11	F12	F08	F09	F10	F11	F12
16-18	5	2	2			2%	1%	1%		
19-24	37	36	25	9	8	18%	16%	12%	12%	15%
25-29	34	43	31	12	11	17%	19%	15%	16%	20%
30-34	38	28	33	10	7	19%	12%	16%	13%	13%
35-54	82	103	95	35	22	40%	44%	47%	47%	41%
55-64	6	16	15	8	5	3%	7%	7%	11%	9%
65 & Above	3	4	2	1	1	2%	2%	1%	1%	2%
Grand Total	205	232	203	75	54	100%	100%	100%	100%	100%

Definition of Basic Skills: CB08 = 'B' and CB04 = 'C' Basic skills credit courses only.

Fall Census ESL Basic Skills Headcount by Age - PCCD

Fall Census ESL Basic Skills Headcount by Age



Age	Headcount					%				
	F08	F09	F10	F11	F12	F08	F09	F10	F11	F12
16-18	23	20	13	16	6	2%	2%	1%	2%	1%
19-24	269	274	219	180	109	23%	22%	20%	20%	17%
25-29	173	190	150	117	91	15%	15%	14%	13%	14%
30-34	153	154	165	115	95	13%	12%	15%	13%	14%
35-54	453	500	429	375	278	39%	40%	40%	42%	42%
55-64	69	83	72	58	54	6%	7%	7%	7%	8%
65 & Above	26	22	26	30	27	2%	2%	2%	3%	4%
Grand Total	1166	1243	1074	891	660	100%	100%	100%	100%	100%

Definition of Basic Skills: CB08 = 'B' and CB04 = 'C' Basic skills credit courses only.