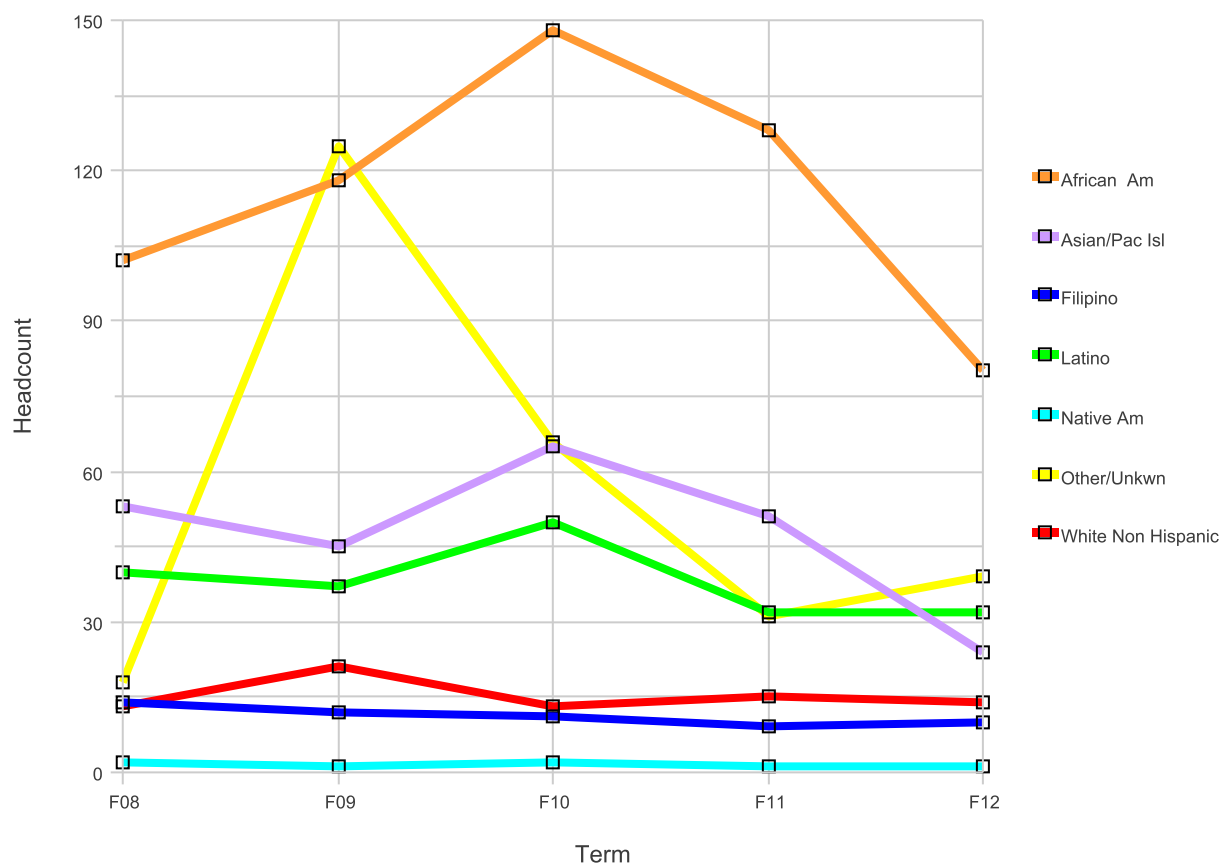


### College of Alameda Fall Census English Basic Skills Headcount by Ethnicity

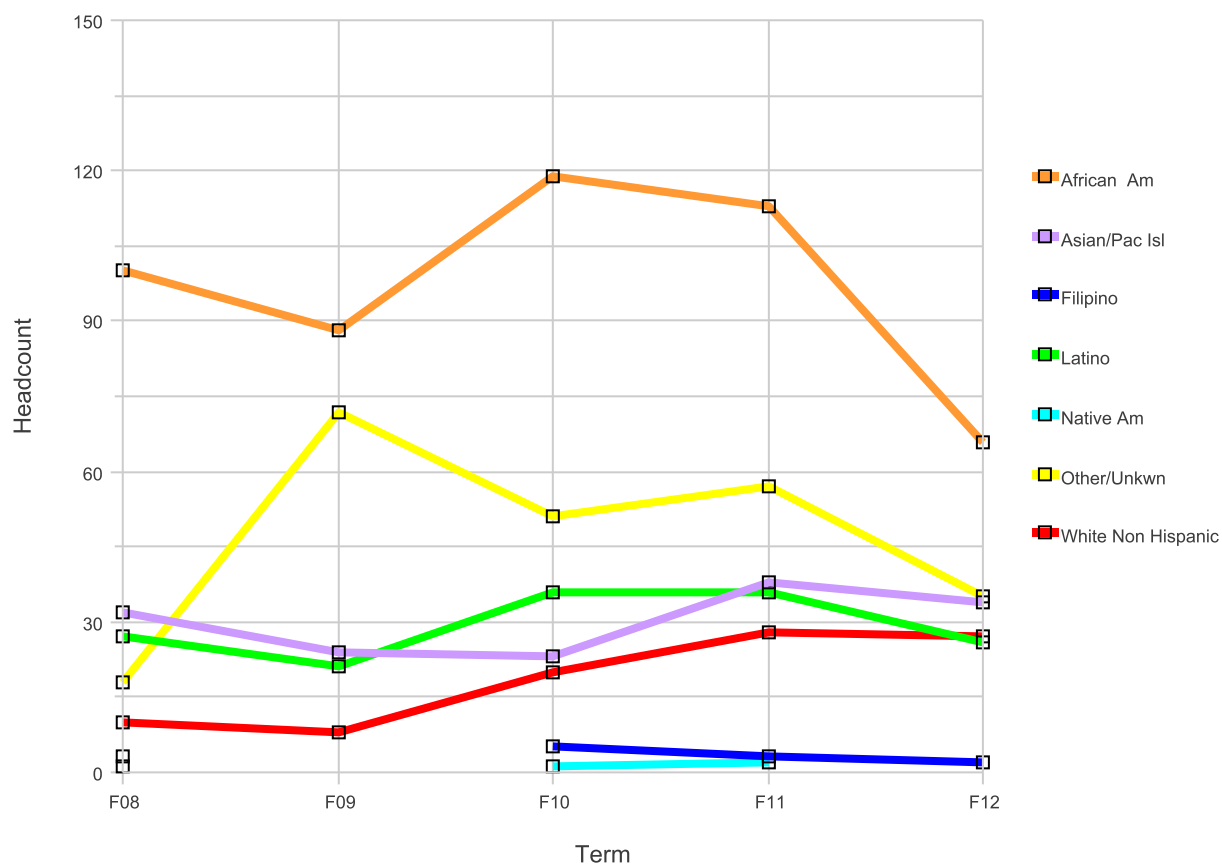


### College of Alameda

| Ethnic Group Desc  | Headcount  |            |            |            |            | Percent       |               |               |               |               |
|--------------------|------------|------------|------------|------------|------------|---------------|---------------|---------------|---------------|---------------|
|                    | F08        | F09        | F10        | F11        | F12        | F08           | F09           | F10           | F11           | F12           |
| African Am         | 102        | 118        | 148        | 128        | 80         | 42.1%         | 32.9%         | 41.7%         | 47.9%         | 40.0%         |
| Asian/Pac Isl      | 53         | 45         | 65         | 51         | 24         | 21.9%         | 12.5%         | 18.3%         | 19.1%         | 12.0%         |
| Filipino           | 14         | 12         | 11         | 9          | 10         | 5.8%          | 3.3%          | 3.1%          | 3.4%          | 5.0%          |
| Latino             | 40         | 37         | 50         | 32         | 32         | 16.5%         | 10.3%         | 14.1%         | 12.0%         | 16.0%         |
| Native Am          | 2          | 1          | 2          | 1          | 1          | 0.8%          | 0.3%          | 0.6%          | 0.4%          | 0.5%          |
| Other/Unkwn        | 18         | 125        | 66         | 31         | 39         | 7.4%          | 34.8%         | 18.6%         | 11.6%         | 19.5%         |
| White Non Hispanic | 13         | 21         | 13         | 15         | 14         | 5.4%          | 5.8%          | 3.7%          | 5.6%          | 7.0%          |
| <b>Grand Total</b> | <b>242</b> | <b>359</b> | <b>355</b> | <b>267</b> | <b>200</b> | <b>100.0%</b> | <b>100.0%</b> | <b>100.0%</b> | <b>100.0%</b> | <b>100.0%</b> |

Definition of Basic Skills: CB08 = 'B' and CB04 = 'C' Basic skills credit courses only.

### Berkeley City College Fall Census English Basic Skills Headcount by Ethnicity



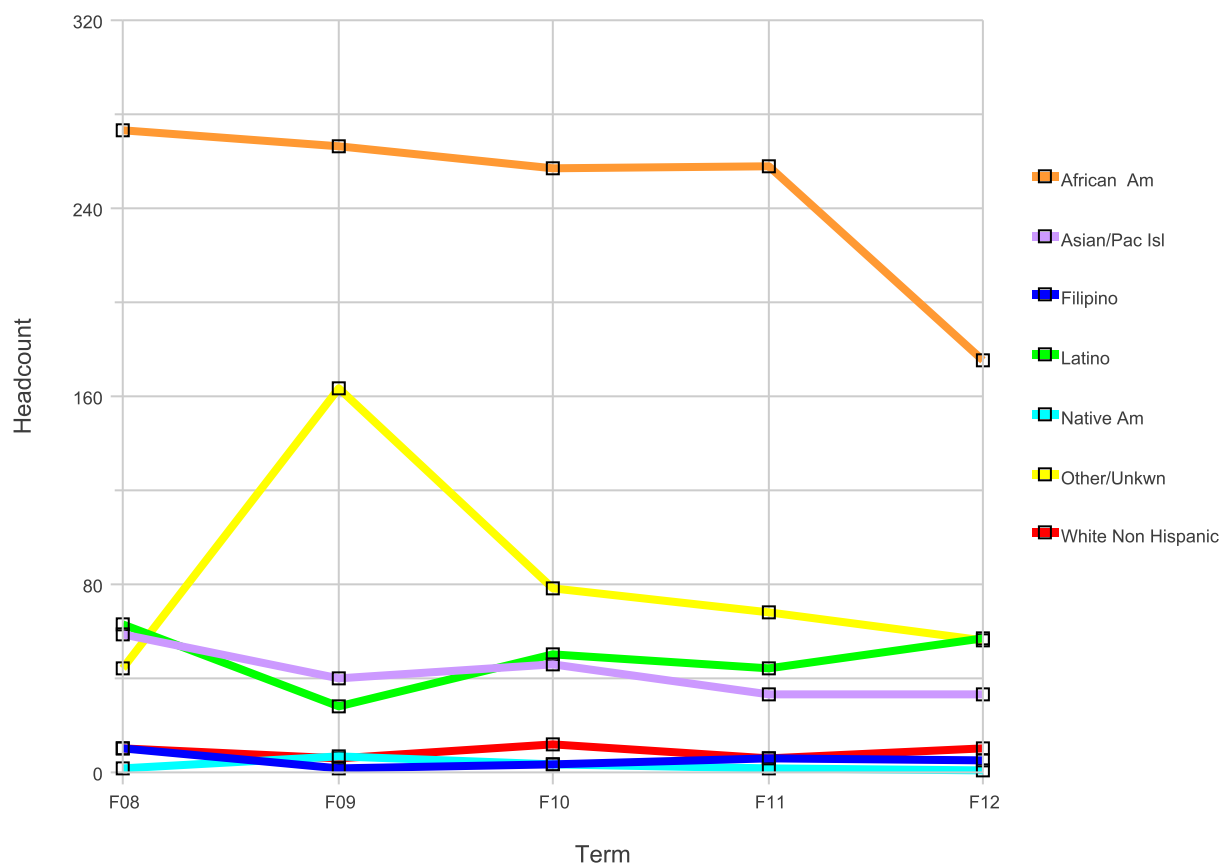
### Berkeley City College

| Ethnic Group Desc  | Headcount  |            |            |            |            | Percent       |               |               |               |               |
|--------------------|------------|------------|------------|------------|------------|---------------|---------------|---------------|---------------|---------------|
|                    | F08        | F09        | F10        | F11        | F12        | F08           | F09           | F10           | F11           | F12           |
| African Am         | 100        | 88         | 119        | 113        | 66         | 52.4%         | 41.3%         | 46.7%         | 40.8%         | 34.7%         |
| Asian/Pac Isl      | 32         | 24         | 23         | 38         | 34         | 16.8%         | 11.3%         | 9.0%          | 13.7%         | 17.9%         |
| Filipino           | 3          |            | 5          | 3          | 2          | 1.6%          |               | 2.0%          | 1.1%          | 1.1%          |
| Latino             | 27         | 21         | 36         | 36         | 26         | 14.1%         | 9.9%          | 14.1%         | 13.0%         | 13.7%         |
| Native Am          | 1          |            | 1          | 2          |            | 0.5%          |               | 0.4%          | 0.7%          |               |
| Other/Unkwn        | 18         | 72         | 51         | 57         | 35         | 9.4%          | 33.8%         | 20.0%         | 20.6%         | 18.4%         |
| White Non Hispanic | 10         | 8          | 20         | 28         | 27         | 5.2%          | 3.8%          | 7.8%          | 10.1%         | 14.2%         |
| <b>Grand Total</b> | <b>191</b> | <b>213</b> | <b>255</b> | <b>277</b> | <b>190</b> | <b>100.0%</b> | <b>100.0%</b> | <b>100.0%</b> | <b>100.0%</b> | <b>100.0%</b> |

Definition of Basic Skills: CB08 = 'B' and CB04 = 'C' Basic skills credit courses only.

### Laney College

#### Fall Census English Basic Skills Headcount by Ethnicity



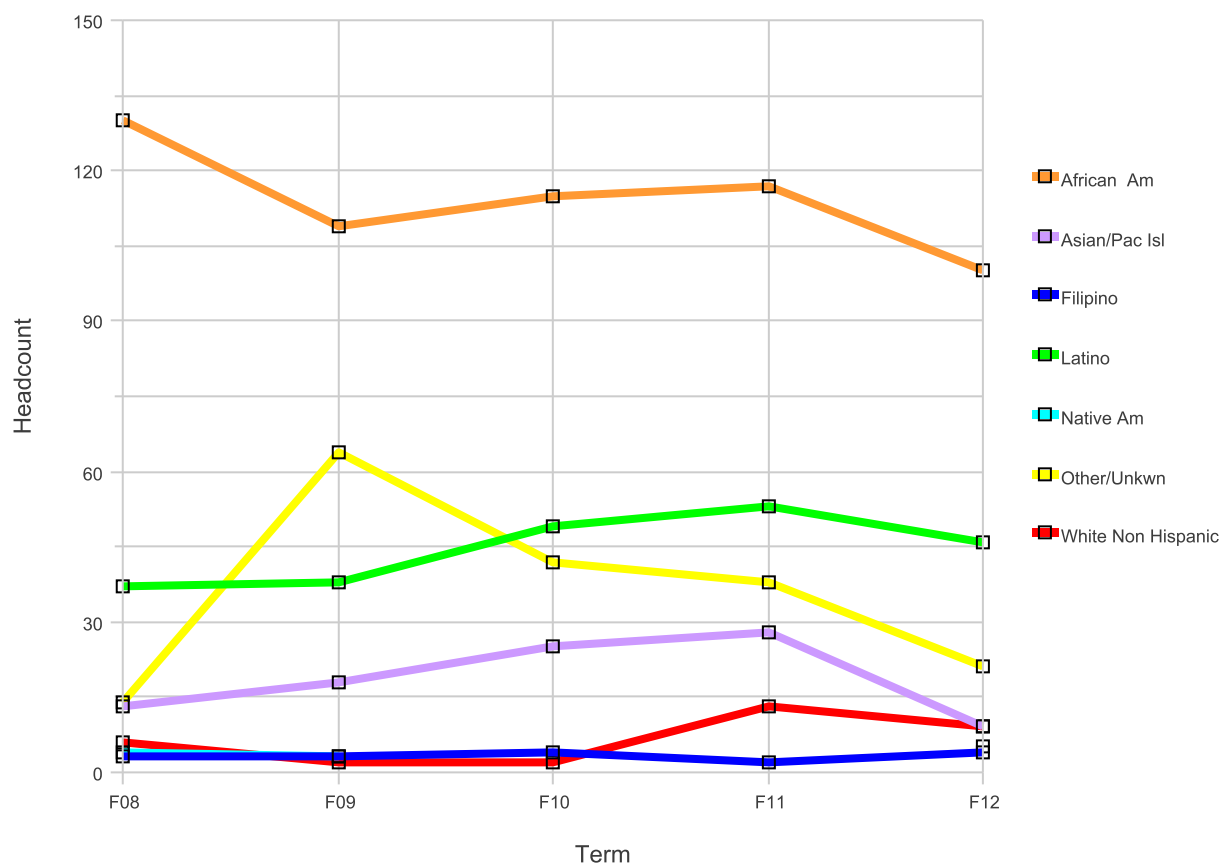
### Laney College

| Ethnic Group Desc  | Headcount  |            |            |            |            | Percent       |               |               |               |               |
|--------------------|------------|------------|------------|------------|------------|---------------|---------------|---------------|---------------|---------------|
|                    | F08        | F09        | F10        | F11        | F12        | F08           | F09           | F10           | F11           | F12           |
| African Am         | 273        | 266        | 257        | 258        | 175        | 59.2%         | 52.0%         | 57.2%         | 61.9%         | 51.9%         |
| Asian/Pac Isl      | 59         | 40         | 46         | 33         | 33         | 12.8%         | 7.8%          | 10.2%         | 7.9%          | 9.8%          |
| Filipino           | 10         | 2          | 3          | 6          | 5          | 2.2%          | 0.4%          | 0.7%          | 1.4%          | 1.5%          |
| Latino             | 63         | 28         | 50         | 44         | 57         | 13.7%         | 5.5%          | 11.1%         | 10.6%         | 16.9%         |
| Native Am          | 2          | 7          | 3          | 2          | 1          | 0.4%          | 1.4%          | 0.7%          | 0.5%          | 0.3%          |
| Other/Unkwn        | 44         | 163        | 78         | 68         | 56         | 9.5%          | 31.8%         | 17.4%         | 16.3%         | 16.6%         |
| White Non Hispanic | 10         | 6          | 12         | 6          | 10         | 2.2%          | 1.2%          | 2.7%          | 1.4%          | 3.0%          |
| <b>Grand Total</b> | <b>461</b> | <b>512</b> | <b>449</b> | <b>417</b> | <b>337</b> | <b>100.0%</b> | <b>100.0%</b> | <b>100.0%</b> | <b>100.0%</b> | <b>100.0%</b> |

Definition of Basic Skills: CB08 = 'B' and CB04 = 'C' Basic skills credit courses only.

### Merritt College

#### Fall Census English Basic Skills Headcount by Ethnicity

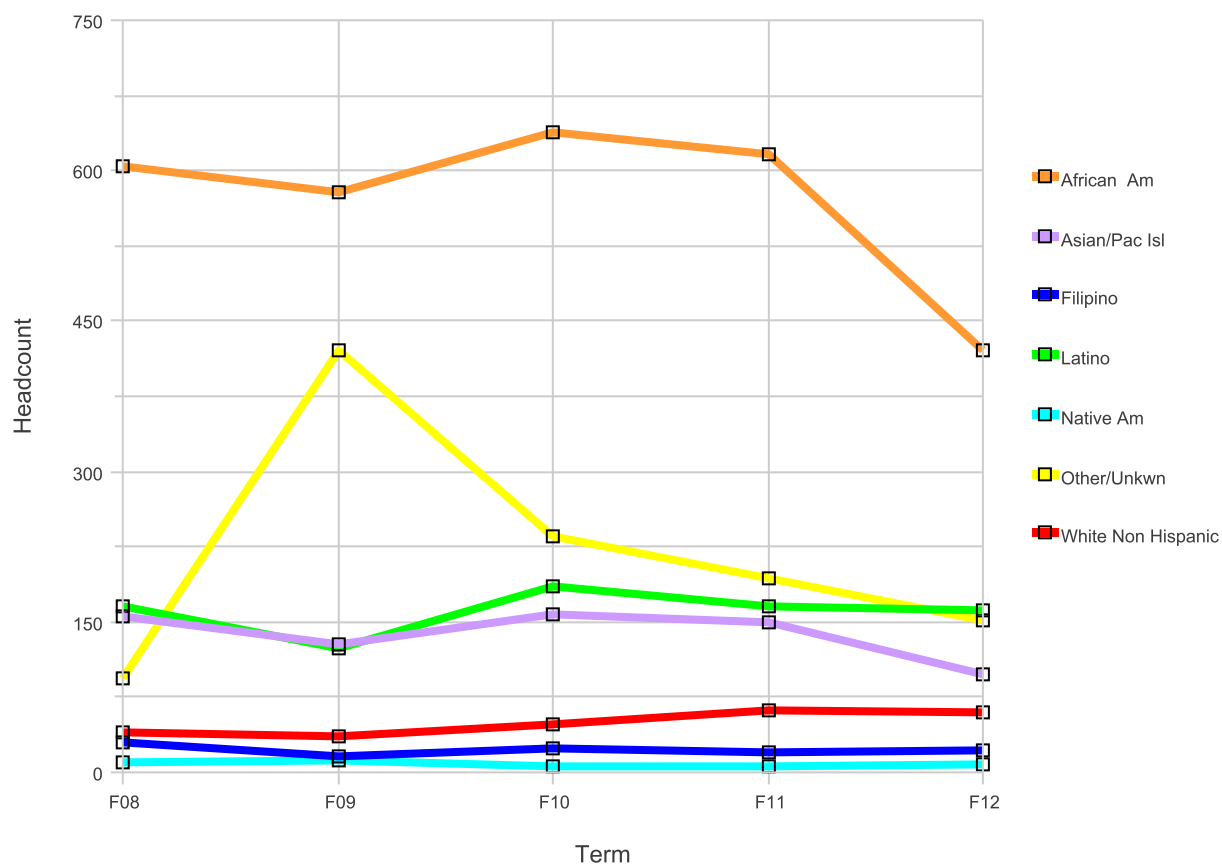


### Merritt College

| Ethnic Group Desc  | Headcount  |            |            |            |            | Percent       |               |               |               |               |
|--------------------|------------|------------|------------|------------|------------|---------------|---------------|---------------|---------------|---------------|
|                    | F08        | F09        | F10        | F11        | F12        | F08           | F09           | F10           | F11           | F12           |
| African Am         | 130        | 109        | 115        | 117        | 100        | 62.8%         | 46.0%         | 48.5%         | 46.6%         | 51.5%         |
| Asian/Pac Isl      | 13         | 18         | 25         | 28         | 9          | 6.3%          | 7.6%          | 10.5%         | 11.2%         | 4.6%          |
| Filipino           | 3          | 3          | 4          | 2          | 4          | 1.4%          | 1.3%          | 1.7%          | 0.8%          | 2.1%          |
| Latino             | 37         | 38         | 49         | 53         | 46         | 17.9%         | 16.0%         | 20.7%         | 21.1%         | 23.7%         |
| Native Am          | 4          | 3          |            |            | 5          | 1.9%          | 1.3%          |               |               | 2.6%          |
| Other/Unkwn        | 14         | 64         | 42         | 38         | 21         | 6.8%          | 27.0%         | 17.7%         | 15.1%         | 10.8%         |
| White Non Hispanic | 6          | 2          | 2          | 13         | 9          | 2.9%          | 0.8%          | 0.8%          | 5.2%          | 4.6%          |
| <b>Grand Total</b> | <b>207</b> | <b>237</b> | <b>237</b> | <b>251</b> | <b>194</b> | <b>100.0%</b> | <b>100.0%</b> | <b>100.0%</b> | <b>100.0%</b> | <b>100.0%</b> |

Definition of Basic Skills: CB08 = 'B' and CB04 = 'C' Basic skills credit courses only.

### Peralta Community College District Fall Census English Basic Skills Headcount by Ethnicity



### Peralta Community College District

| Ethnic Group Desc  | Headcount   |             |             |             |            | Percent       |               |               |               |               |
|--------------------|-------------|-------------|-------------|-------------|------------|---------------|---------------|---------------|---------------|---------------|
|                    | F08         | F09         | F10         | F11         | F12        | F08           | F09           | F10           | F11           | F12           |
| African Am         | 605         | 579         | 639         | 616         | 421        | 55.1%         | 44.1%         | 49.4%         | 50.9%         | 45.8%         |
| Asian/Pac Isl      | 156         | 127         | 157         | 150         | 98         | 14.2%         | 9.7%          | 12.1%         | 12.4%         | 10.7%         |
| Filipino           | 30          | 15          | 23          | 20          | 21         | 2.7%          | 1.1%          | 1.8%          | 1.7%          | 2.3%          |
| Latino             | 166         | 124         | 185         | 165         | 161        | 15.1%         | 9.5%          | 14.3%         | 13.6%         | 17.5%         |
| Native Am          | 9           | 11          | 6           | 5           | 7          | 0.8%          | 0.8%          | 0.5%          | 0.4%          | 0.8%          |
| Other/Unkwn        | 94          | 420         | 236         | 193         | 151        | 8.6%          | 32.0%         | 18.3%         | 15.9%         | 16.4%         |
| White Non Hispanic | 39          | 36          | 47          | 62          | 60         | 3.5%          | 2.7%          | 3.6%          | 5.1%          | 6.5%          |
| <b>Grand Total</b> | <b>1099</b> | <b>1312</b> | <b>1293</b> | <b>1211</b> | <b>919</b> | <b>100.0%</b> | <b>100.0%</b> | <b>100.0%</b> | <b>100.0%</b> | <b>100.0%</b> |

Definition of Basic Skills: CB08 = 'B' and CB04 = 'C' Basic skills credit courses only.