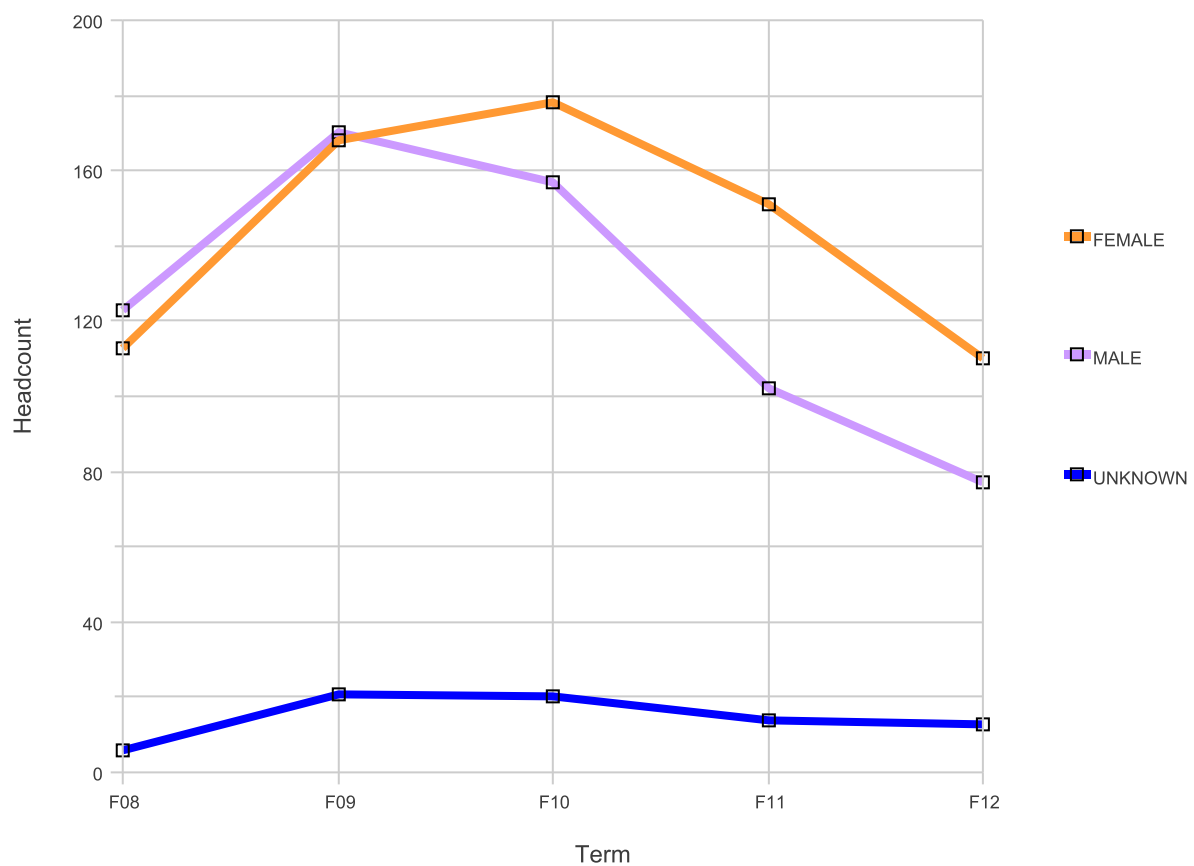


College of Alameda Fall Census ENGLISH Basic Skills Headcount by Gender

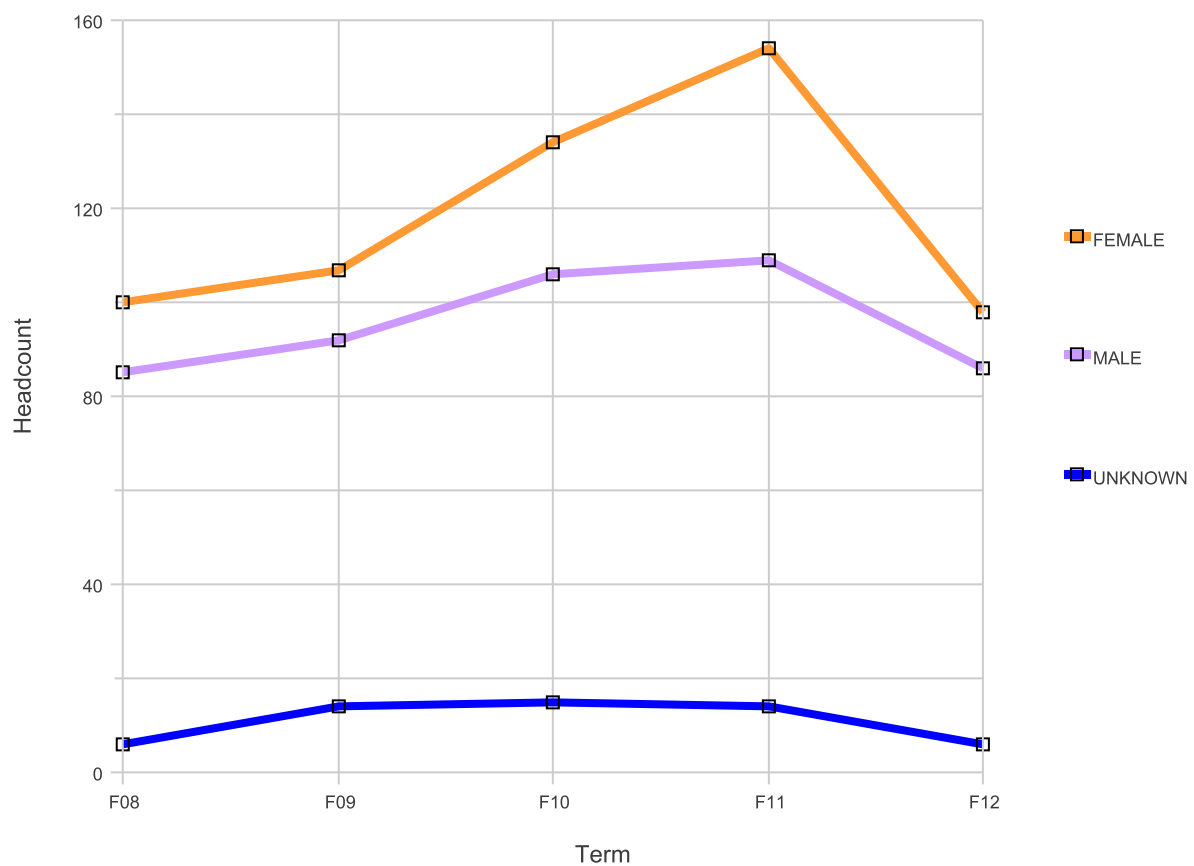


College of Alameda

Gender	Headcount					Percent				
	F08	F09	F10	F11	F12	F08	F09	F10	F11	F12
FEMALE	113	168	178	151	110	46.7%	46.8%	50.1%	56.6%	55.0%
MALE	123	170	157	102	77	50.8%	47.4%	44.2%	38.2%	38.5%
UNKNOWN	6	21	20	14	13	2.5%	5.8%	5.6%	5.2%	6.5%
Grand Total	242	359	355	267	200	100.0%	100.0%	100.0%	100.0%	100.0%

Definition of Basic Skills: CB08 = 'B' and CB04 = 'C' Basic skills credit courses only.

Berkeley City College Fall Census ENGLISH Basic Skills Headcount by Gender



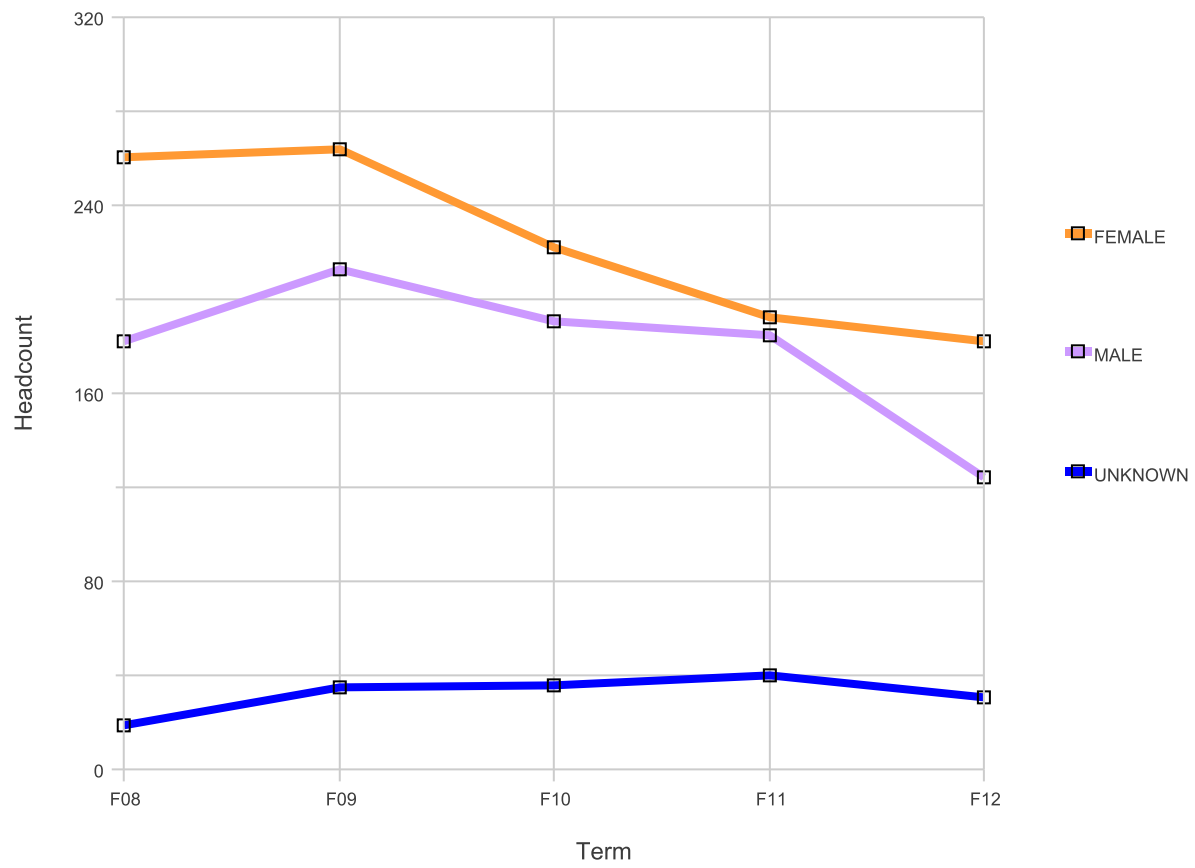
Berkeley City College

Gender	Headcount					Percent				
	F08	F09	F10	F11	F12	F08	F09	F10	F11	F12
FEMALE	100	107	134	154	98	52.4%	50.2%	52.5%	55.6%	51.6%
MALE	85	92	106	109	86	44.5%	43.2%	41.6%	39.4%	45.3%
UNKNOWN	6	14	15	14	6	3.1%	6.6%	5.9%	5.1%	3.2%
Grand Total	191	213	255	277	190	100.0%	100.0%	100.0%	100.0%	100.0%

Definition of Basic Skills: CB08 = 'B' and CB04 = 'C' Basic skills credit courses only.

Laney College

Fall Census ENGLISH Basic Skills Headcount by Gender



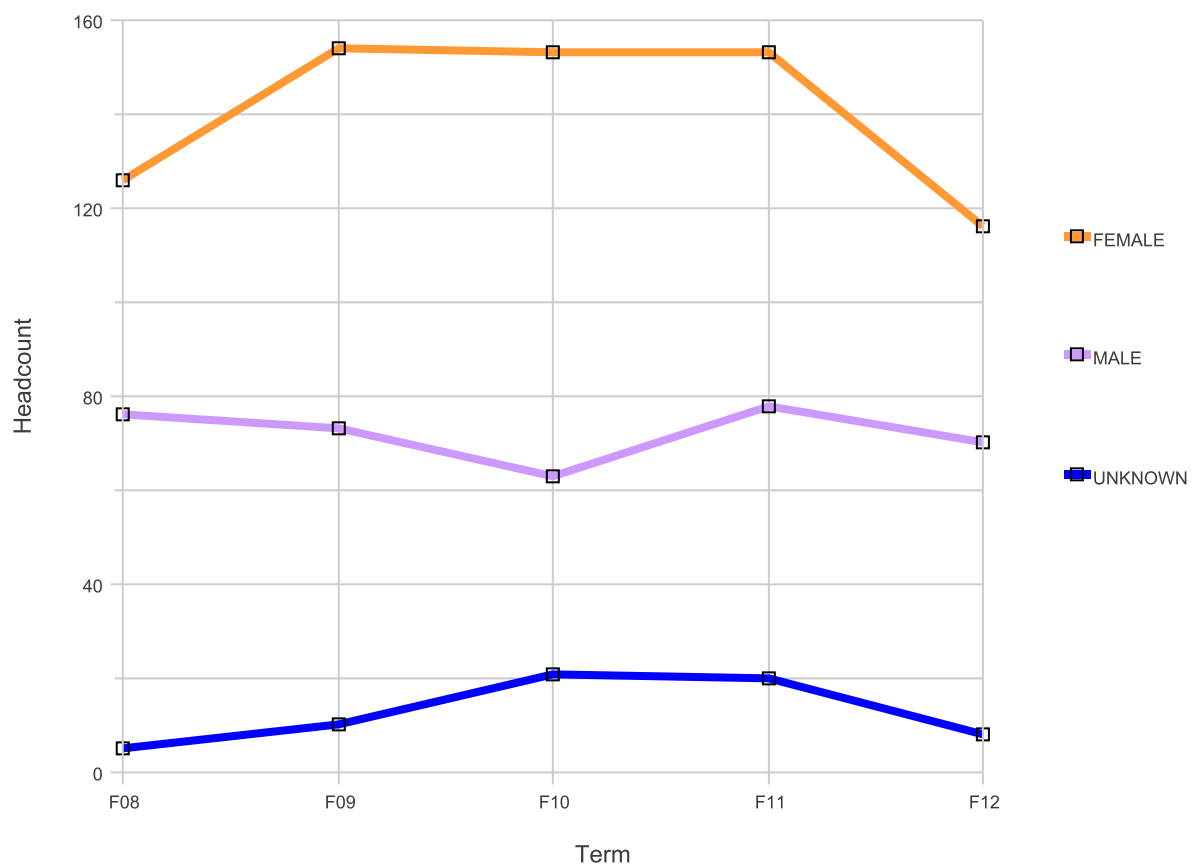
Laney College

Gender	Headcount					Percent				
	F08	F09	F10	F11	F12	F08	F09	F10	F11	F12
FEMALE	260	264	222	192	182	56.4%	51.6%	49.4%	46.0%	54.0%
MALE	182	213	191	185	124	39.5%	41.6%	42.5%	44.4%	36.8%
UNKNOWN	19	35	36	40	31	4.1%	6.8%	8.0%	9.6%	9.2%
Grand Total	461	512	449	417	337	100.0%	100.0%	100.0%	100.0%	100.0%

Definition of Basic Skills: CB08 = 'B' and CB04 = 'C' Basic skills credit courses only.

Merritt College

Fall Census ENGLISH Basic Skills Headcount by Gender

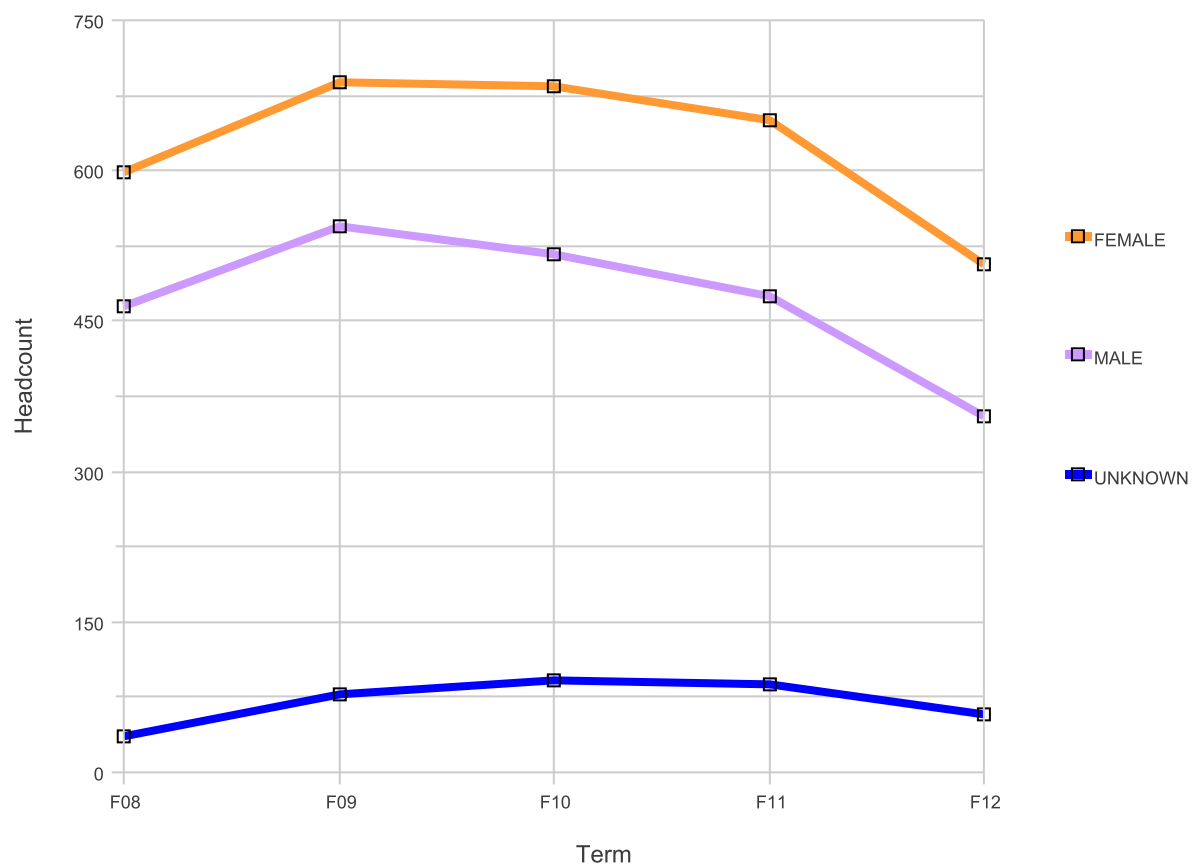


Merritt College

Gender	Headcount					Percent				
	F08	F09	F10	F11	F12	F08	F09	F10	F11	F12
FEMALE	126	154	153	153	116	60.9%	65.0%	64.6%	61.0%	59.8%
MALE	76	73	63	78	70	36.7%	30.8%	26.6%	31.1%	36.1%
UNKNOWN	5	10	21	20	8	2.4%	4.2%	8.9%	8.0%	4.1%
Grand Total	207	237	237	251	194	100.0%	100.0%	100.0%	100.0%	100.0%

Definition of Basic Skills: CB08 = 'B' and CB04 = 'C' Basic skills credit courses only.

Peralta Community College District Fall Census ENGLISH Basic Skills Headcount by Gender



Peralta Community College District

Gender	Headcount					Percent				
	F08	F09	F10	F11	F12	F08	F09	F10	F11	F12
FEMALE	599	689	685	650	506	54.5%	52.5%	53.0%	53.7%	55.1%
MALE	464	545	516	474	355	42.2%	41.5%	39.9%	39.1%	38.6%
UNKNOWN	36	78	92	87	58	3.3%	5.9%	7.1%	7.2%	6.3%
Grand Total	1099	1312	1293	1211	919	100.0%	100.0%	100.0%	100.0%	100.0%

Definition of Basic Skills: CB08 = 'B' and CB04 = 'C' Basic skills credit courses only.