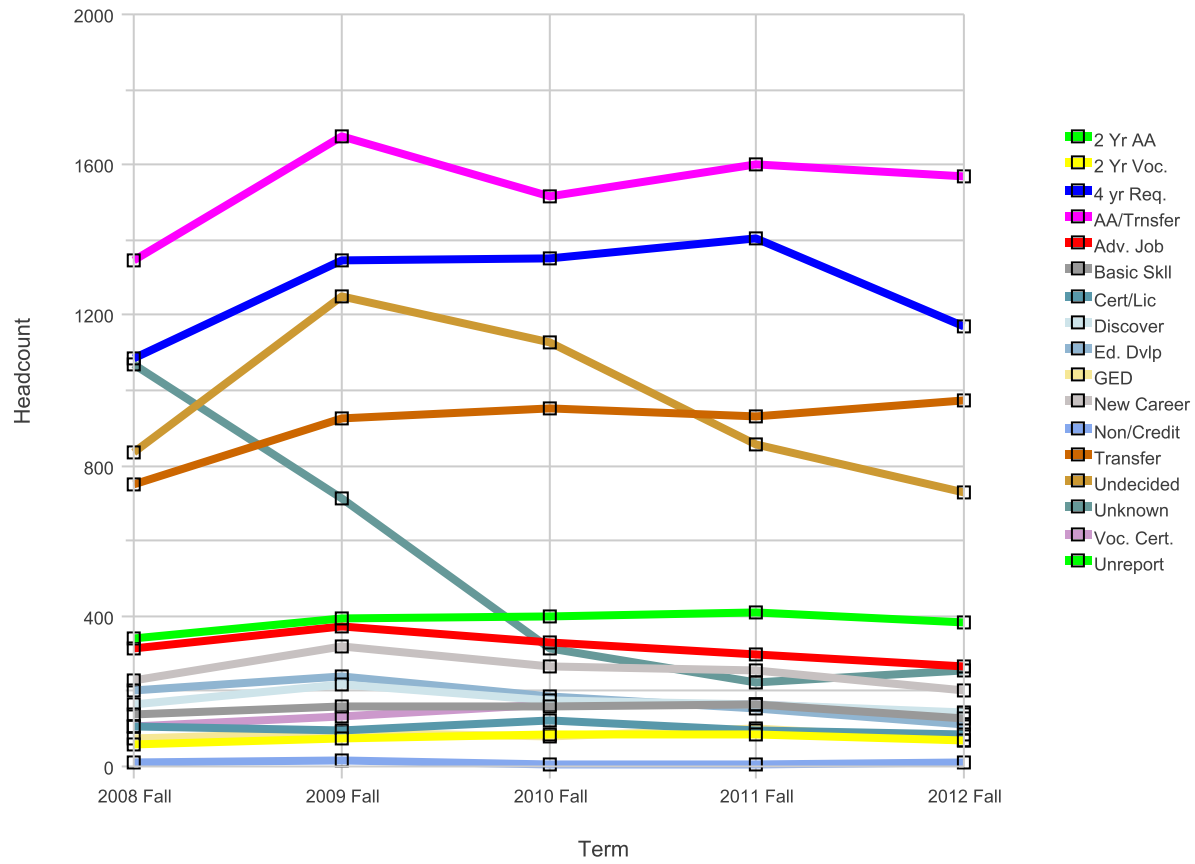


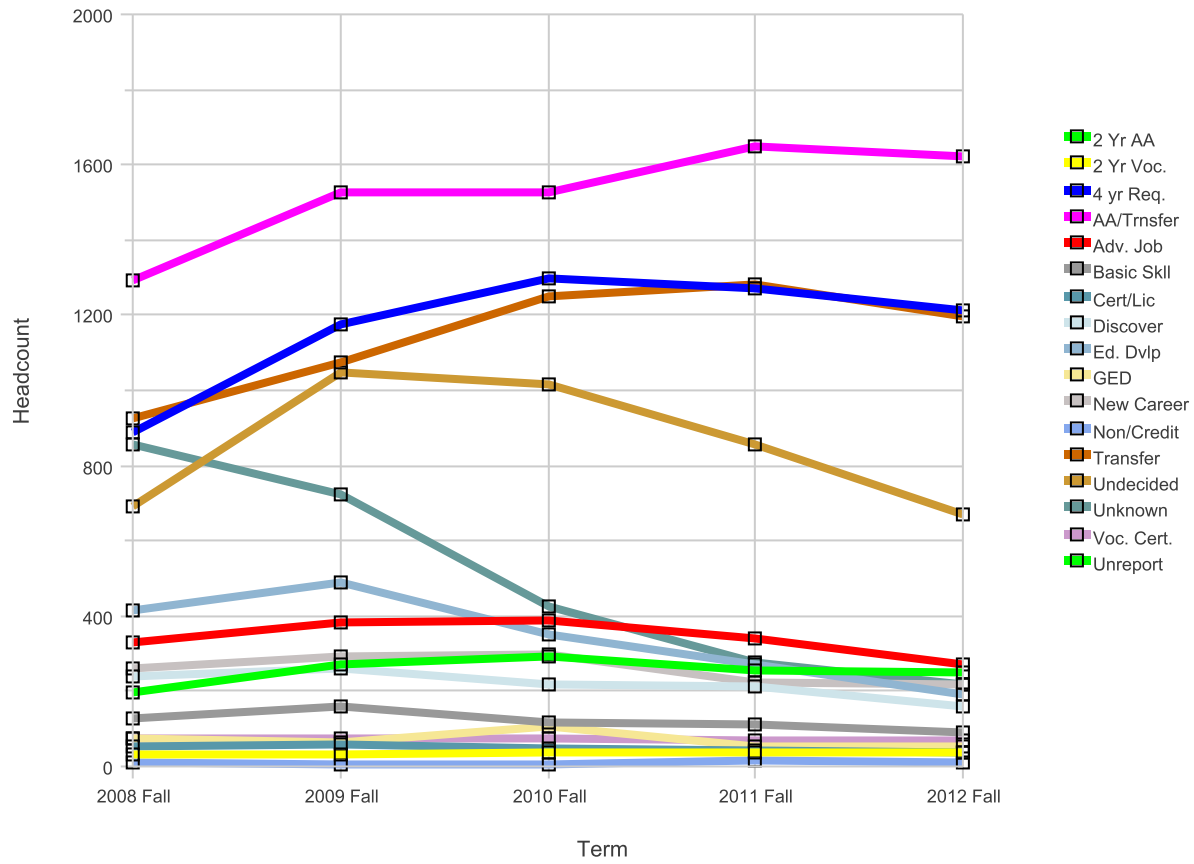
Campus College of Alameda Fall Census Headcount by Matric Goal



Campus College of Alameda

Matric Goal	Headcount					Percent				
	2008 Fall	2009 Fall	2010 Fall	2011 Fall	2012 Fall	2008 Fall	2009 Fall	2010 Fall	2011 Fall	2012 Fall
2 Yr AA	342	393	401	407	384	5.0%	4.9%	5.5%	5.9%	6.1%
2 Yr Voc.	61	73	83	86	69	0.9%	0.9%	1.1%	1.2%	1.1%
4 yr Req.	1086	1346	1352	1405	1170	15.9%	16.8%	18.7%	20.3%	18.6%
AA/Transfer	1346	1674	1517	1603	1567	19.7%	20.9%	21.0%	23.2%	24.9%
Adv. Job	316	374	329	300	268	4.6%	4.7%	4.5%	4.3%	4.3%
Basic Skill	140	160	162	167	127	2.0%	2.0%	2.2%	2.4%	2.0%
Cert/Lic	105	96	122	98	83	1.5%	1.2%	1.7%	1.4%	1.3%
Discover	163	217	175	166	141	2.4%	2.7%	2.4%	2.4%	2.2%
Ed. Dvlp	202	240	184	152	113	3.0%	3.0%	2.5%	2.2%	1.8%
GED	75	91	79	99	71	1.1%	1.1%	1.1%	1.4%	1.1%
New Career	231	317	268	255	201	3.4%	4.0%	3.7%	3.7%	3.2%
Non/Credit	8	14	7	6	9	0.1%	0.2%	0.1%	0.1%	0.1%
Transfer	750	925	950	931	971	11.0%	11.5%	13.1%	13.5%	15.4%
Undecided	835	1252	1127	859	731	12.2%	15.6%	15.6%	12.4%	11.6%
Unknown	1067	712	313	221	255	15.6%	8.9%	4.3%	3.2%	4.0%
Voc. Cert.	106	135	166	164	138	1.6%	1.7%	2.3%	2.4%	2.2%
Grand Total	6833	8019	7235	6919	6298	100.0%	100.0%	100.0%	100.0%	100.0%

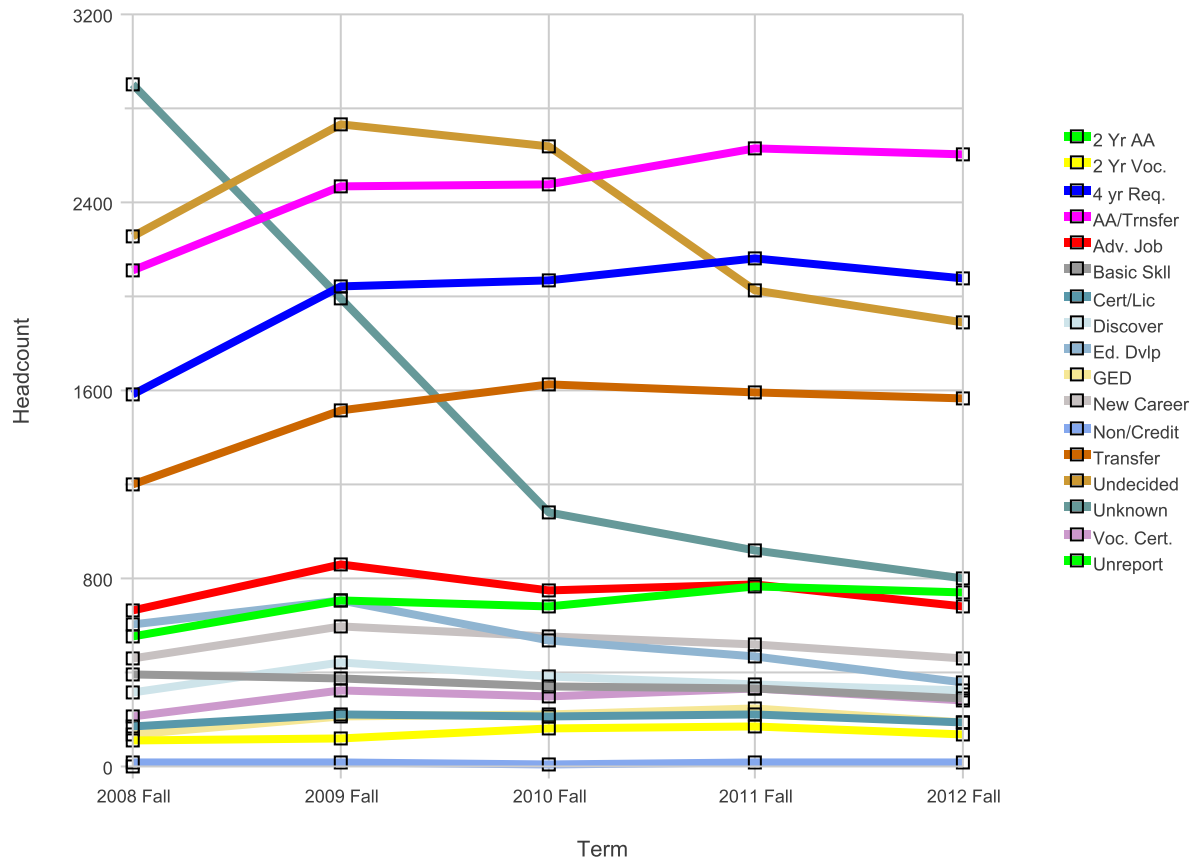
Campus Berkeley City College Fall Census Headcount by Matric Goal



Campus Berkeley City College

Matric Goal	Headcount					Percent				
	2008 Fall	2009 Fall	2010 Fall	2011 Fall	2012 Fall	2008 Fall	2009 Fall	2010 Fall	2011 Fall	2012 Fall
2 Yr AA	195	271	291	254	249	3.0%	3.5%	3.9%	3.6%	3.9%
2 Yr Voc.	30	30	38	38	35	0.5%	0.4%	0.5%	0.5%	0.6%
4 yr Req.	886	1176	1300	1270	1211	13.7%	15.4%	17.4%	18.2%	19.2%
AA/Transfer	1291	1529	1525	1651	1620	20.0%	20.0%	20.5%	23.7%	25.7%
Adv. Job	328	384	390	343	272	5.1%	5.0%	5.2%	4.9%	4.3%
Basic Skill	125	159	119	114	90	1.9%	2.1%	1.6%	1.6%	1.4%
Cert/Lic	53	59	48	44	35	0.8%	0.8%	0.6%	0.6%	0.6%
Discover	237	262	216	213	162	3.7%	3.4%	2.9%	3.1%	2.6%
Ed. Dvlp	417	492	349	273	194	6.5%	6.4%	4.7%	3.9%	3.1%
GED	77	65	107	52	55	1.2%	0.9%	1.4%	0.7%	0.9%
New Career	262	293	300	225	220	4.1%	3.8%	4.0%	3.2%	3.5%
Non/Credit	9	6	5	15	8	0.1%	0.1%	0.1%	0.2%	0.1%
Transfer	925	1075	1248	1284	1197	14.3%	14.1%	16.8%	18.4%	19.0%
Undecided	689	1049	1016	854	672	10.7%	13.7%	13.6%	12.2%	10.7%
Unknown	855	723	425	276	216	13.2%	9.5%	5.7%	4.0%	3.4%
Voc. Cert.	75	74	73	71	69	1.2%	1.0%	1.0%	1.0%	1.1%
Grand Total	6454	7647	7450	6977	6305	100.0%	100.0%	100.0%	100.0%	100.0%

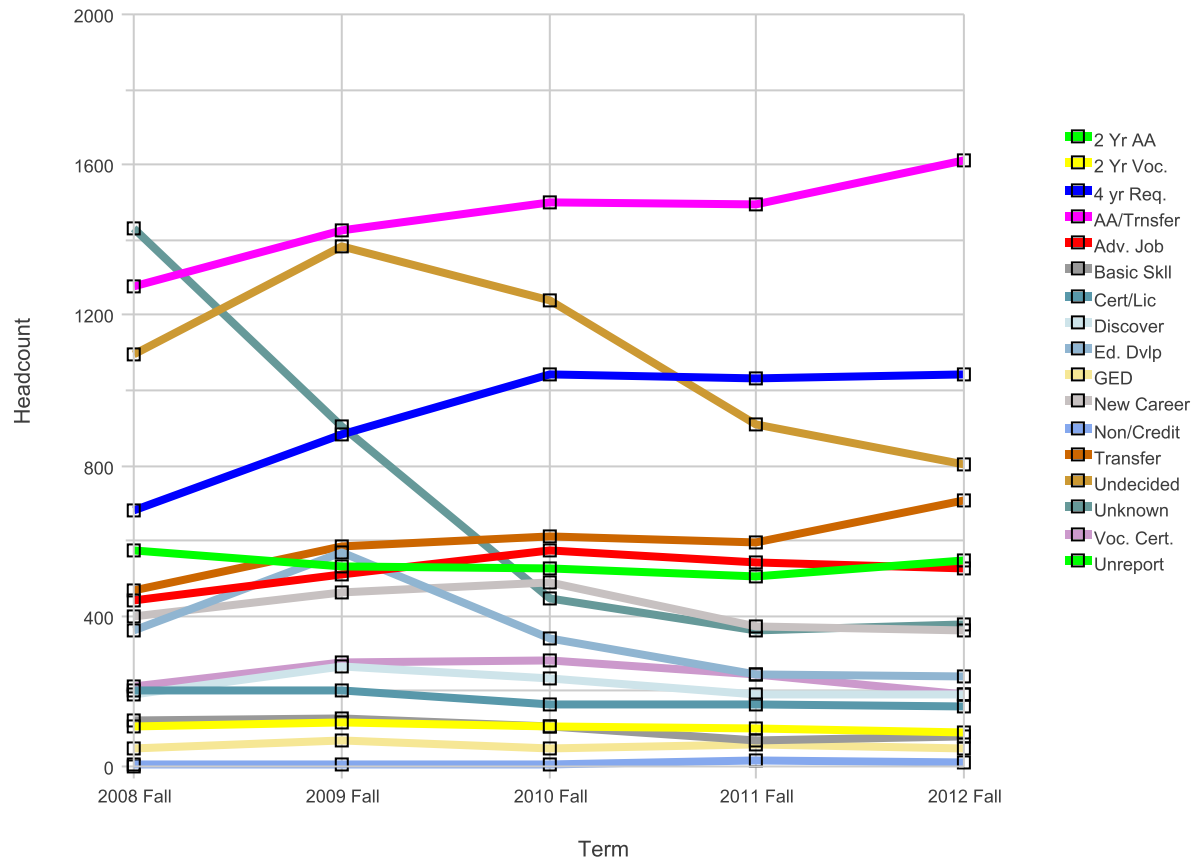
Campus Laney College Fall Census Headcount by Matric Goal



Campus Laney College

Matric Goal	Headcount					Percent				
	2008 Fall	2009 Fall	2010 Fall	2011 Fall	2012 Fall	2008 Fall	2009 Fall	2010 Fall	2011 Fall	2012 Fall
2 Yr AA	551	709	683	764	737	4.0%	4.6%	4.9%	5.6%	5.9%
2 Yr Voc.	113	123	158	172	138	0.8%	0.8%	1.1%	1.3%	1.1%
4 yr Req.	1579	2039	2068	2159	2077	11.5%	13.3%	14.7%	16.0%	16.5%
AA/Transfer	2111	2471	2477	2634	2601	15.4%	16.1%	17.6%	19.5%	20.7%
Adv. Job	666	863	751	775	678	4.9%	5.6%	5.4%	5.7%	5.4%
Basic Skill	393	378	341	329	288	2.9%	2.5%	2.4%	2.4%	2.3%
Cert/Lic	171	221	214	221	186	1.2%	1.4%	1.5%	1.6%	1.5%
Discover	318	442	383	352	323	2.3%	2.9%	2.7%	2.6%	2.6%
Ed. Dvlp	607	703	539	470	360	4.4%	4.6%	3.8%	3.5%	2.9%
GED	132	215	218	249	188	1.0%	1.4%	1.6%	1.8%	1.5%
New Career	462	596	555	515	456	3.4%	3.9%	4.0%	3.8%	3.6%
Non/Credit	15	16	8	21	17	0.1%	0.1%	0.1%	0.2%	0.1%
Transfer	1204	1519	1624	1591	1569	8.8%	9.9%	11.6%	11.8%	12.5%
Undecided	2259	2734	2642	2027	1890	16.5%	17.8%	18.8%	15.0%	15.0%
Unknown	2905	1995	1078	919	801	21.2%	13.0%	7.7%	6.8%	6.4%
Voc. Cert.	211	327	295	329	282	1.5%	2.1%	2.1%	2.4%	2.2%
Unreport	1					0.0%				
Grand Total	13698	15351	14034	13527	12591	100.0%	100.0%	100.0%	100.0%	100.0%

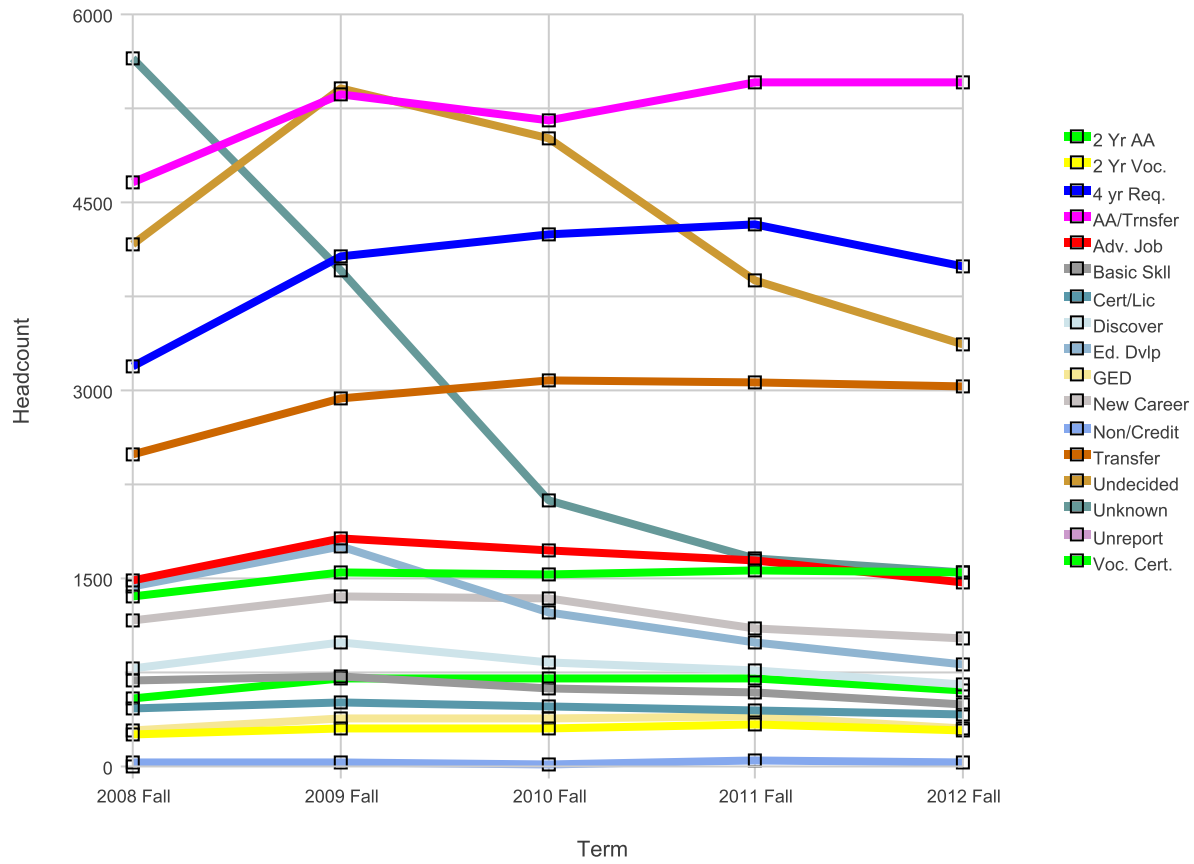
Campus Merritt College Fall Census Headcount by Matric Goal



Campus Merritt College

Matric Goal	Headcount					Percent				
	2008 Fall	2009 Fall	2010 Fall	2011 Fall	2012 Fall	2008 Fall	2009 Fall	2010 Fall	2011 Fall	2012 Fall
2 Yr AA	572	533	529	507	546	7.5%	6.4%	6.9%	7.3%	7.8%
2 Yr Voc.	106	117	105	103	92	1.4%	1.4%	1.4%	1.5%	1.3%
4 yr Req.	681	883	1043	1034	1040	9.0%	10.6%	13.5%	15.0%	14.9%
AA/Transfer	1275	1428	1502	1494	1614	16.8%	17.2%	19.5%	21.6%	23.1%
Adv. Job	440	512	572	543	524	5.8%	6.2%	7.4%	7.9%	7.5%
Basic Skill	122	127	108	67	80	1.6%	1.5%	1.4%	1.0%	1.1%
Cert/Lic	200	202	167	163	160	2.6%	2.4%	2.2%	2.4%	2.3%
Discover	190	266	234	190	189	2.5%	3.2%	3.0%	2.8%	2.7%
Ed. Dvlp	363	569	339	244	239	4.8%	6.8%	4.4%	3.5%	3.4%
GED	46	67	49	56	48	0.6%	0.8%	0.6%	0.8%	0.7%
New Career	398	462	492	372	360	5.2%	5.6%	6.4%	5.4%	5.2%
Non/Credit	5	4	5	14	9	0.1%	0.0%	0.1%	0.2%	0.1%
Transfer	470	586	610	598	707	6.2%	7.0%	7.9%	8.7%	10.1%
Undecided	1095	1381	1237	909	803	14.4%	16.6%	16.0%	13.2%	11.5%
Unknown	1429	906	448	364	379	18.8%	10.9%	5.8%	5.3%	5.4%
Voc. Cert.	215	278	280	243	192	2.8%	3.3%	3.6%	3.5%	2.7%
Unreport	1					0.0%				
Grand Total	7608	8321	7720	6901	6982	100.0%	100.0%	100.0%	100.0%	100.0%

Campus Peralta Community College District Fall Census Headcount by Matric Goal



Campus Peralta Community College District

Matric Goal	Headcount					Percent				
	2008 Fall	2009 Fall	2010 Fall	2011 Fall	2012 Fall	2008 Fall	2009 Fall	2010 Fall	2011 Fall	2012 Fall
2 Yr AA	1354	1551	1531	1565	1545	4.7%	4.9%	5.3%	5.8%	6.2%
2 Yr Voc.	262	296	307	337	290	0.9%	0.9%	1.1%	1.3%	1.2%
4 yr Req.	3189	4066	4246	4323	3987	11.1%	12.8%	14.7%	16.0%	15.9%
AA/Transfer	4667	5368	5155	5454	5464	16.3%	16.9%	17.9%	20.2%	21.8%
Adv. Job	1490	1815	1731	1637	1473	5.2%	5.7%	6.0%	6.1%	5.9%
Basic Skill	683	725	622	583	497	2.4%	2.3%	2.2%	2.2%	2.0%
Cert/Lic	457	507	481	454	407	1.6%	1.6%	1.7%	1.7%	1.6%
Discover	777	986	830	764	648	2.7%	3.1%	2.9%	2.8%	2.6%
Ed. Dvlp	1442	1758	1233	991	806	5.0%	5.5%	4.3%	3.7%	3.2%
GED	292	384	384	396	308	1.0%	1.2%	1.3%	1.5%	1.2%
New Career	1163	1360	1334	1097	1016	4.1%	4.3%	4.6%	4.1%	4.1%
Non/Credit	28	28	20	43	32	0.1%	0.1%	0.1%	0.2%	0.1%
Transfer	2490	2934	3086	3060	3035	8.7%	9.2%	10.7%	11.4%	12.1%
Undecided	4163	5415	5018	3874	3374	14.5%	17.0%	17.4%	14.4%	13.5%
Unknown	5649	3954	2115	1662	1547	19.7%	12.4%	7.3%	6.2%	6.2%
Unreport	2					0.0%				
Voc. Cert.	539	708	703	700	606	1.9%	2.2%	2.4%	2.6%	2.4%
Grand Total	28647	31855	28796	26940	25035	100.0%	100.0%	100.0%	100.0%	100.0%