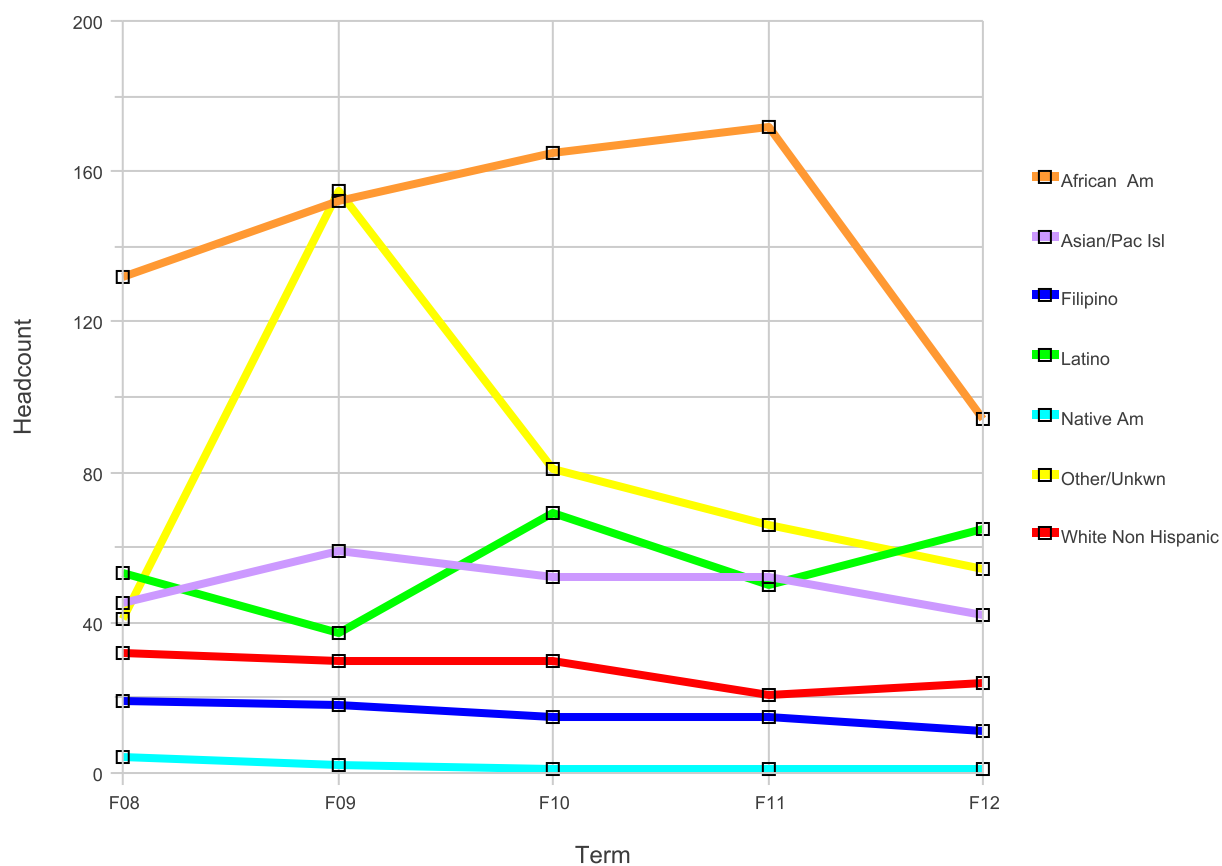


**College of Alameda**  
**Fall Census MATH Basic Skills Headcount by Ethnicity**

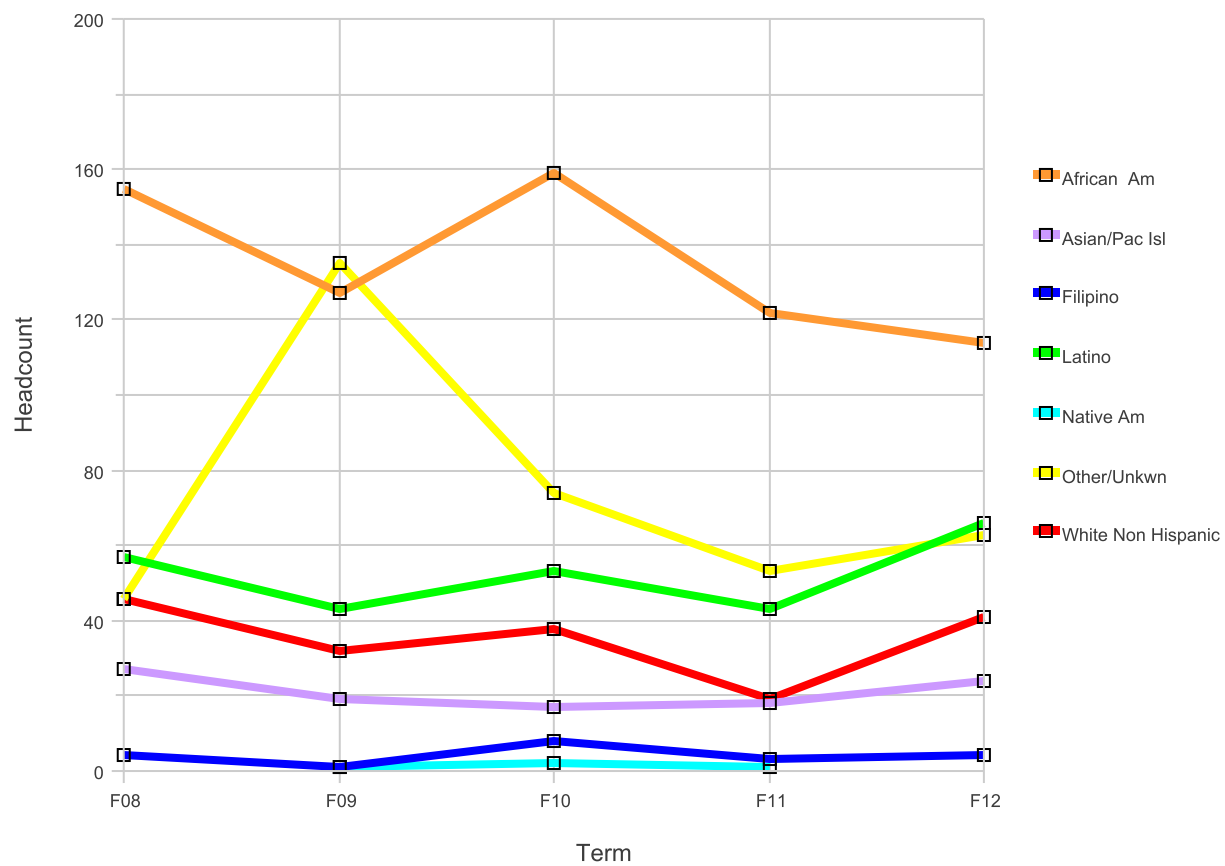


**College of Alameda**

Ethnic Group Desc	Headcount					Percent				
	F08	F09	F10	F11	F12	F08	F09	F10	F11	F12
African Am	132	152	165	172	94	40.5%	33.6%	40.0%	45.6%	32.3%
Asian/Pac Isl	45	59	52	52	42	13.8%	13.0%	12.6%	13.8%	14.4%
Filipino	19	18	15	15	11	5.8%	4.0%	3.6%	4.0%	3.8%
Latino	53	37	69	50	65	16.3%	8.2%	16.7%	13.3%	22.3%
Native Am	4	2	1	1	1	1.2%	0.4%	0.2%	0.3%	0.3%
Other/Unkwn	41	155	81	66	54	12.6%	34.2%	19.6%	17.5%	18.6%
White Non Hispanic	32	30	30	21	24	9.8%	6.6%	7.3%	5.6%	8.2%
<b>Grand Total</b>	<b>326</b>	<b>453</b>	<b>413</b>	<b>377</b>	<b>291</b>	<b>100.0%</b>	<b>100.0%</b>	<b>100.0%</b>	<b>100.0%</b>	<b>100.0%</b>

Definition of Basic Skills: CB08 = 'B' and CB04 = 'C' Basic skills credit courses only.

**Berkeley City College**  
**Fall Census MATH Basic Skills Headcount by Ethnicity**

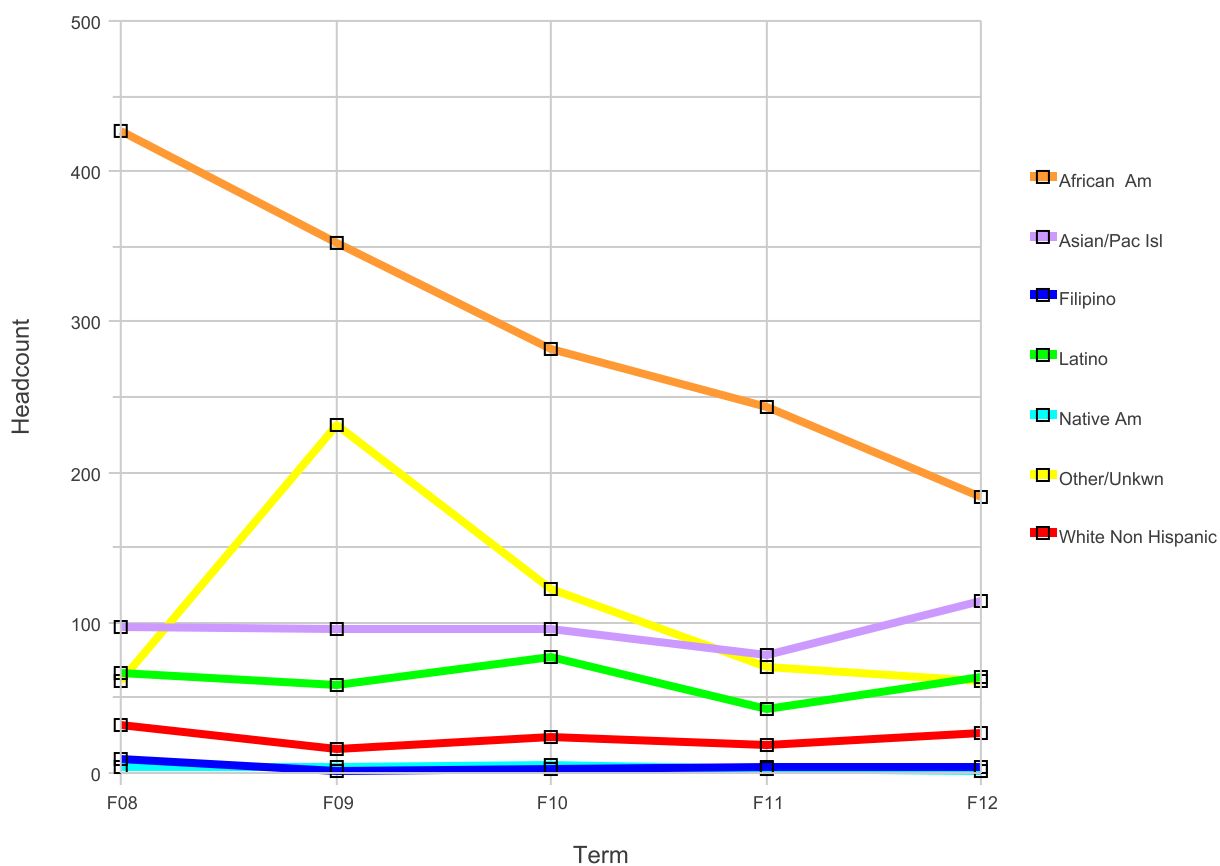


**Berkeley City College**

Ethnic Group Desc	Headcount					Percent				
	F08	F09	F10	F11	F12	F08	F09	F10	F11	F12
African Am	155	127	159	122	114	46.3%	35.5%	45.3%	47.1%	36.5%
Asian/Pac Isl	27	19	17	18	24	8.1%	5.3%	4.8%	6.9%	7.7%
Filipino	4	1	8	3	4	1.2%	0.3%	2.3%	1.2%	1.3%
Latino	57	43	53	43	66	17.0%	12.0%	15.1%	16.6%	21.2%
Native Am		1	2	1			0.3%	0.6%	0.4%	
Other/Unkwn	46	135	74	53	63	13.7%	37.7%	21.1%	20.5%	20.2%
White Non Hispanic	46	32	38	19	41	13.7%	8.9%	10.8%	7.3%	13.1%
<b>Grand Total</b>	<b>335</b>	<b>358</b>	<b>351</b>	<b>259</b>	<b>312</b>	<b>100.0%</b>	<b>100.0%</b>	<b>100.0%</b>	<b>100.0%</b>	<b>100.0%</b>

Definition of Basic Skills: CB08 = 'B' and CB04 = 'C' Basic skills credit courses only.

### Laney College Fall Census MATH Basic Skills Headcount by Ethnicity

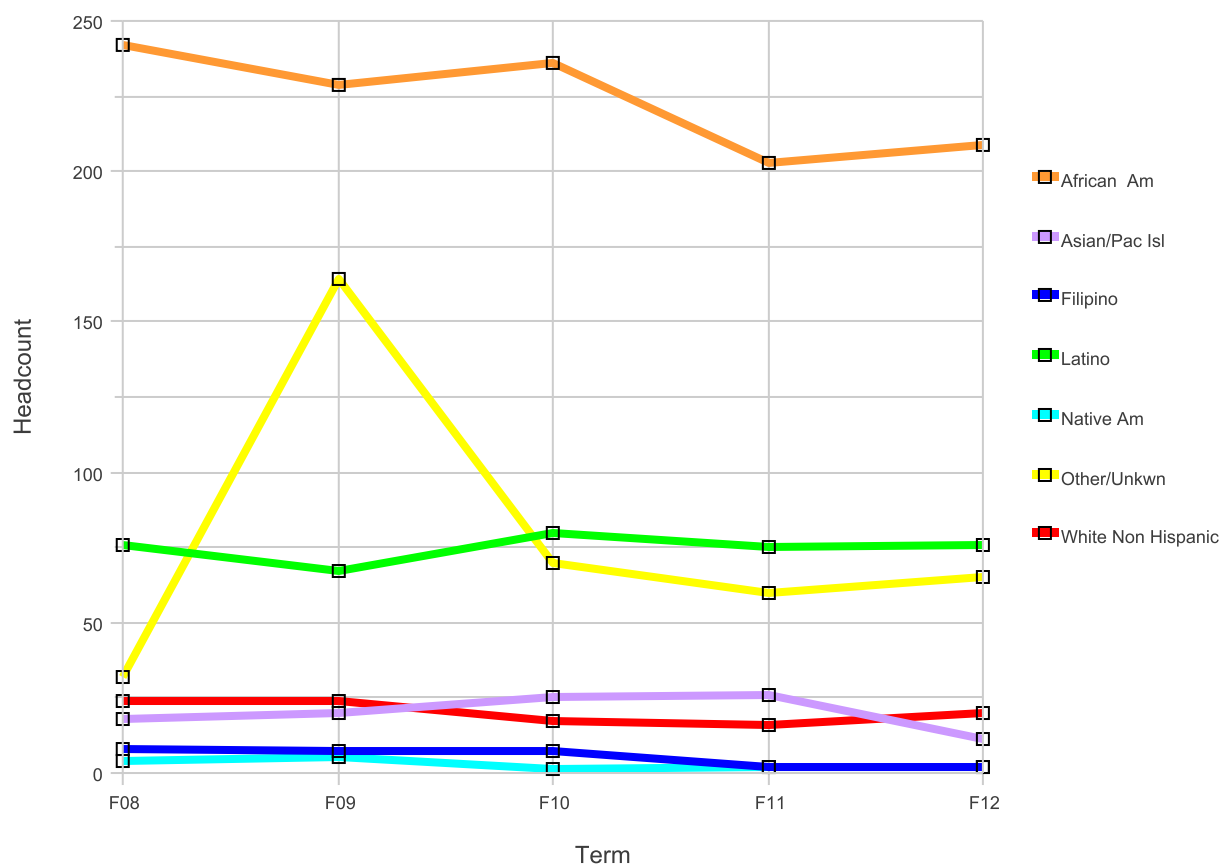


#### Laney College

Ethnic Group Desc	Headcount					Percent				
	F08	F09	F10	F11	F12	F08	F09	F10	F11	F12
African Am	427	353	282	243	184	61.4%	46.4%	46.3%	53.1%	40.5%
Asian/Pac Isl	97	96	96	78	114	13.9%	12.6%	15.8%	17.0%	25.1%
Filipino	9	1	2	4	4	1.3%	0.1%	0.3%	0.9%	0.9%
Latino	66	59	77	42	64	9.5%	7.8%	12.6%	9.2%	14.1%
Native Am	4	4	5	2	1	0.6%	0.5%	0.8%	0.4%	0.2%
Other/Unkwn	61	232	123	71	61	8.8%	30.5%	20.2%	15.5%	13.4%
White Non Hispanic	32	16	24	18	26	4.6%	2.1%	3.9%	3.9%	5.7%
<b>Grand Total</b>	<b>696</b>	<b>761</b>	<b>609</b>	<b>458</b>	<b>454</b>	<b>100.0%</b>	<b>100.0%</b>	<b>100.0%</b>	<b>100.0%</b>	<b>100.0%</b>

Definition of Basic Skills: CB08 = 'B' and CB04 = 'C' Basic skills credit courses only.

**Merritt College**  
**Fall Census MATH Basic Skills Headcount by Ethnicity**

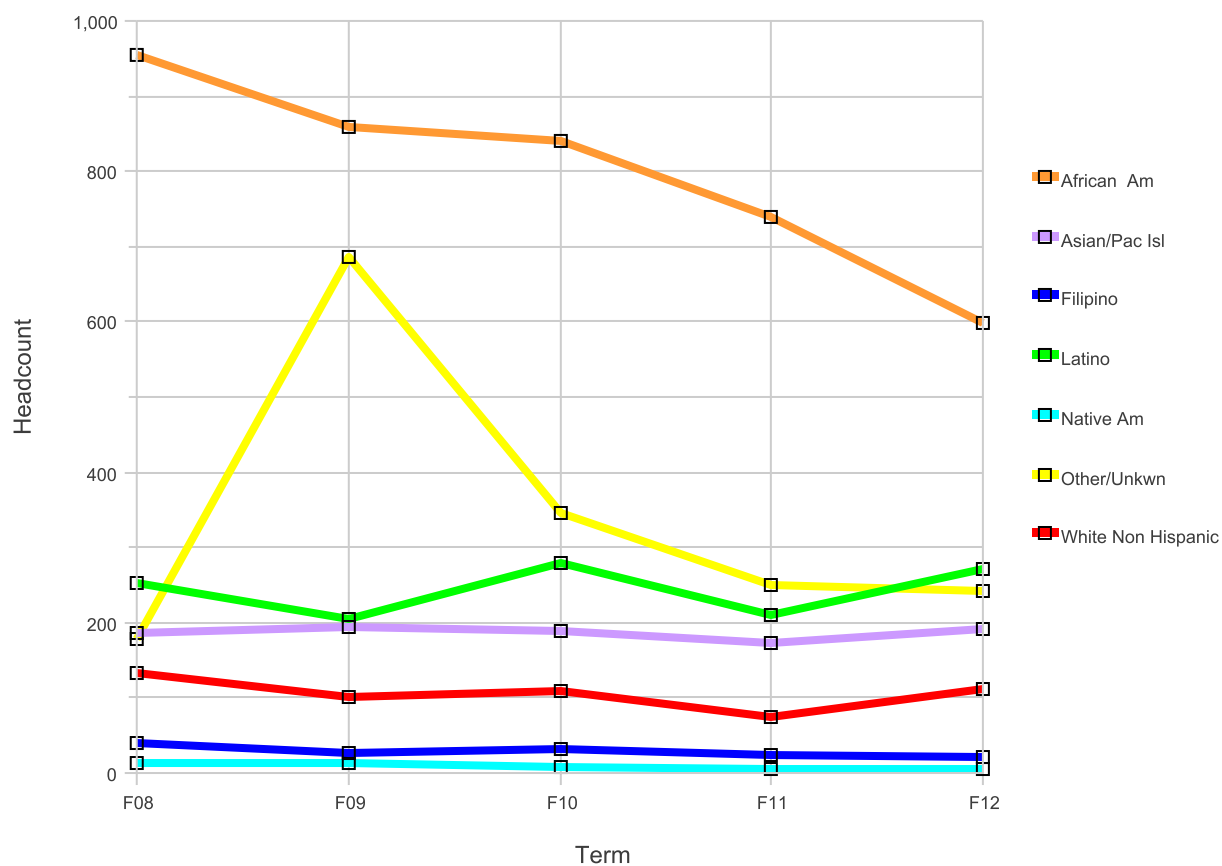


**Merritt College**

Ethnic Group Desc	Headcount					Percent				
	F08	F09	F10	F11	F12	F08	F09	F10	F11	F12
African Am	242	229	236	203	209	59.9%	44.4%	54.1%	52.9%	54.3%
Asian/Pac Isl	18	20	25	26	11	4.5%	3.9%	5.7%	6.8%	2.9%
Filipino	8	7	7	2	2	2.0%	1.4%	1.6%	0.5%	0.5%
Latino	76	67	80	75	76	18.8%	13.0%	18.3%	19.5%	19.7%
Native Am	4	5	1	2	2	1.0%	1.0%	0.2%	0.5%	0.5%
Other/Unkwn	32	164	70	60	65	7.9%	31.8%	16.1%	15.6%	16.9%
White Non Hispanic	24	24	17	16	20	5.9%	4.7%	3.9%	4.2%	5.2%
<b>Grand Total</b>	<b>404</b>	<b>516</b>	<b>436</b>	<b>384</b>	<b>385</b>	<b>100.0%</b>	<b>100.0%</b>	<b>100.0%</b>	<b>100.0%</b>	<b>100.0%</b>

Definition of Basic Skills: CB08 = 'B' and CB04 = 'C' Basic skills credit courses only.

**Peralta Community College District  
Fall Census MATH Basic Skills Headcount by Ethnicity**



**Peralta Community College District**

Ethnic Group Desc	Headcount					Percent				
	F08	F09	F10	F11	F12	F08	F09	F10	F11	F12
African Am	955	859	841	740	599	54.3%	41.2%	46.5%	50.1%	41.6%
Asian/Pac Isl	187	194	190	174	191	10.6%	9.3%	10.5%	11.8%	13.3%
Filipino	40	27	32	24	21	2.3%	1.3%	1.8%	1.6%	1.5%
Latino	252	206	279	210	271	14.3%	9.9%	15.4%	14.2%	18.8%
Native Am	12	12	9	6	4	0.7%	0.6%	0.5%	0.4%	0.3%
Other/Unkwn	179	686	347	250	242	10.2%	32.9%	19.2%	16.9%	16.8%
White Non Hispanic	133	102	109	74	111	7.6%	4.9%	6.0%	5.0%	7.7%
<b>Grand Total</b>	<b>1758</b>	<b>2086</b>	<b>1807</b>	<b>1478</b>	<b>1439</b>	<b>100.0%</b>	<b>100.0%</b>	<b>100.0%</b>	<b>100.0%</b>	<b>100.0%</b>

Definition of Basic Skills: CB08 = 'B' and CB04 = 'C' Basic skills credit courses only.