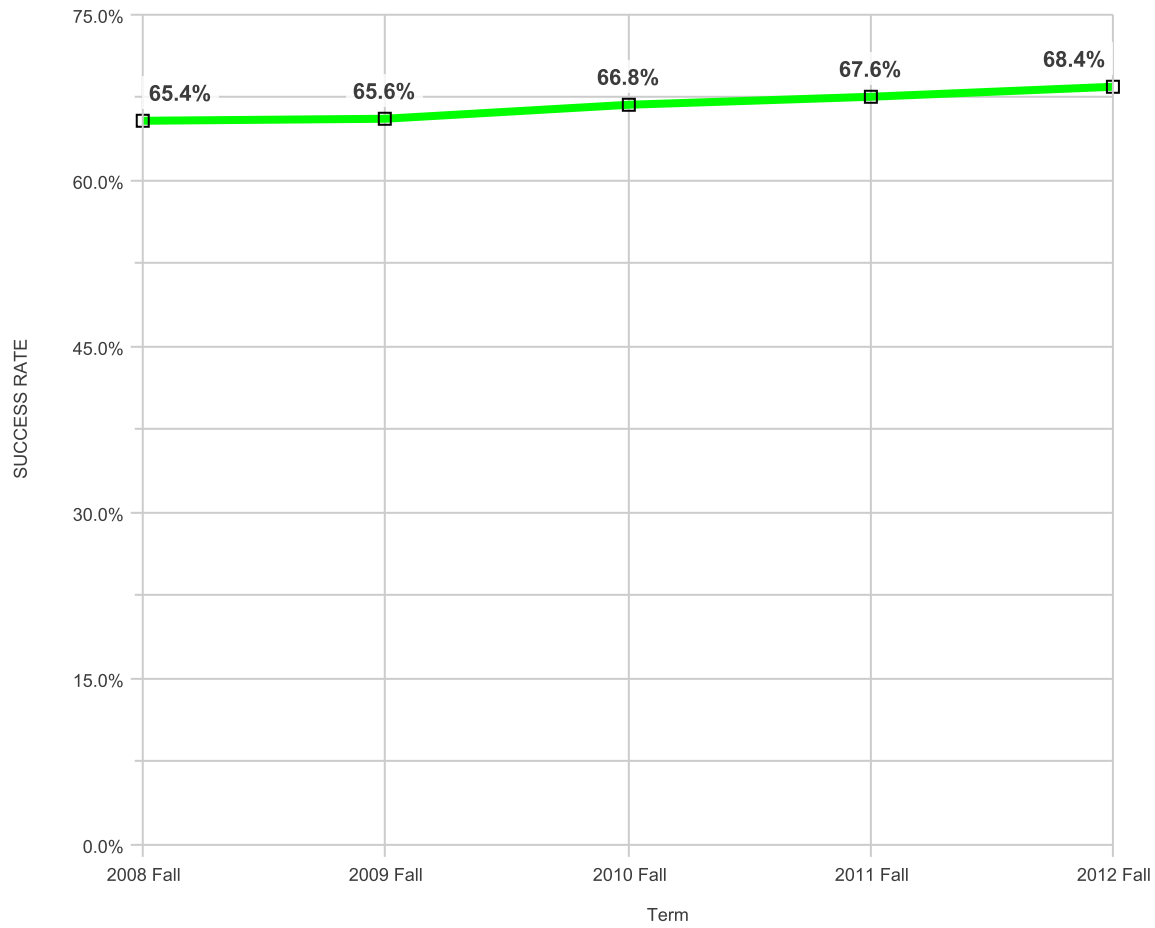


Fall Course Success Rates All Students

Date run: 7/8/2013

Campus College of Alameda

Fall Course Success Rate - All Students



Campus College of Alameda

Term	TOTAL GRADED	SUCCESS	SUCCESS RATE
2008 Fall	13,070	8,548	65.4%
2009 Fall	14,777	9,693	65.6%
2010 Fall	12,913	8,623	66.8%
2011 Fall	12,509	8,461	67.6%
2012 Fall	11,047	7,559	68.4%

Only credit courses (CB(04) is in C or D).

Total Graded = any grade, including W

Success = A, B, C, or Pass

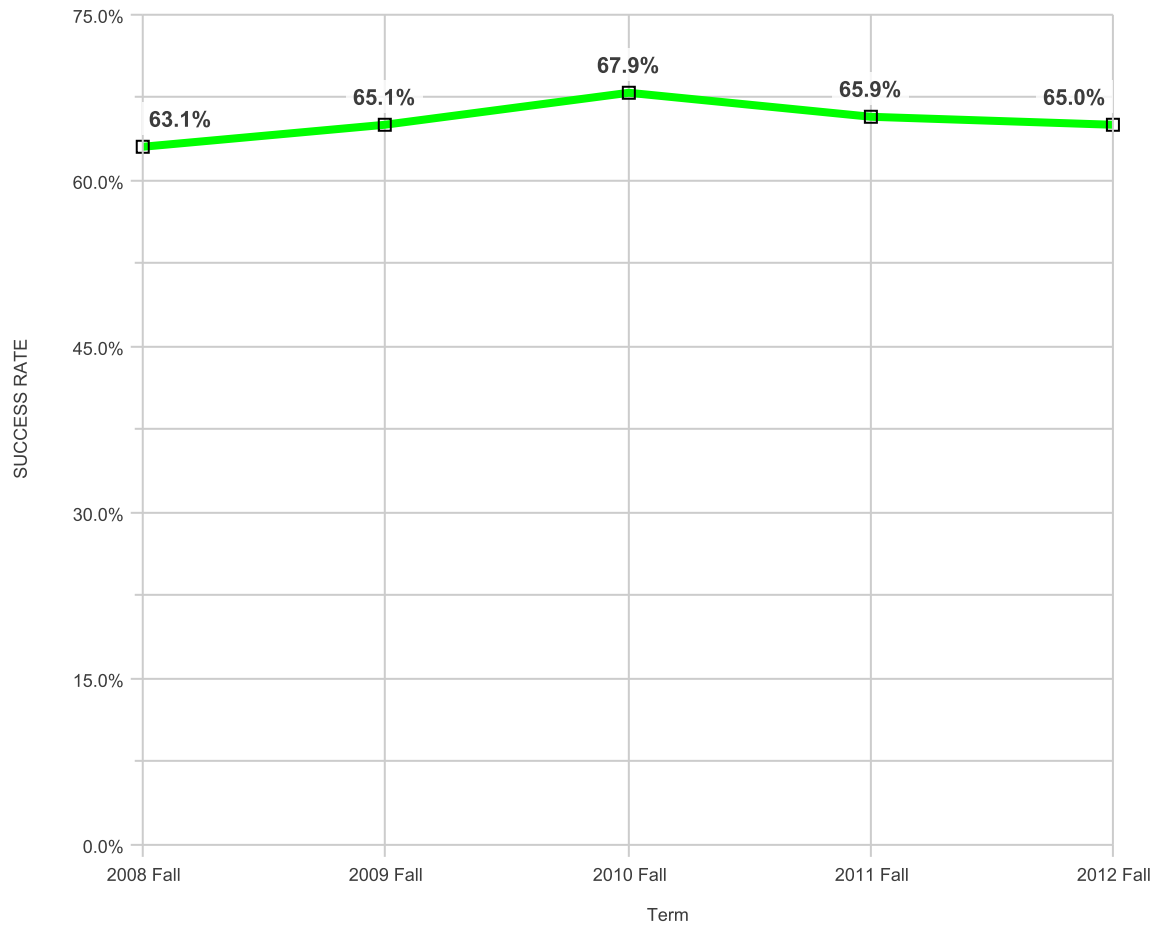
Success Rate = Success / Total Graded

Fall Course Success Rates All Students

Date run: 7/8/2013

Campus Berkeley City College

Fall Course Success Rate - All Students



Campus Berkeley City College

Term	TOTAL GRADED	SUCCESS	SUCCESS RATE
2008 Fall	13,420	8,467	63.1%
2009 Fall	15,119	9,844	65.1%
2010 Fall	14,502	9,844	67.9%
2011 Fall	14,122	9,300	65.9%
2012 Fall	13,417	8,720	65.0%

Only credit courses (CB(04) is in C or D).

Total Graded = any grade, including W

Success = A, B, C, or Pass

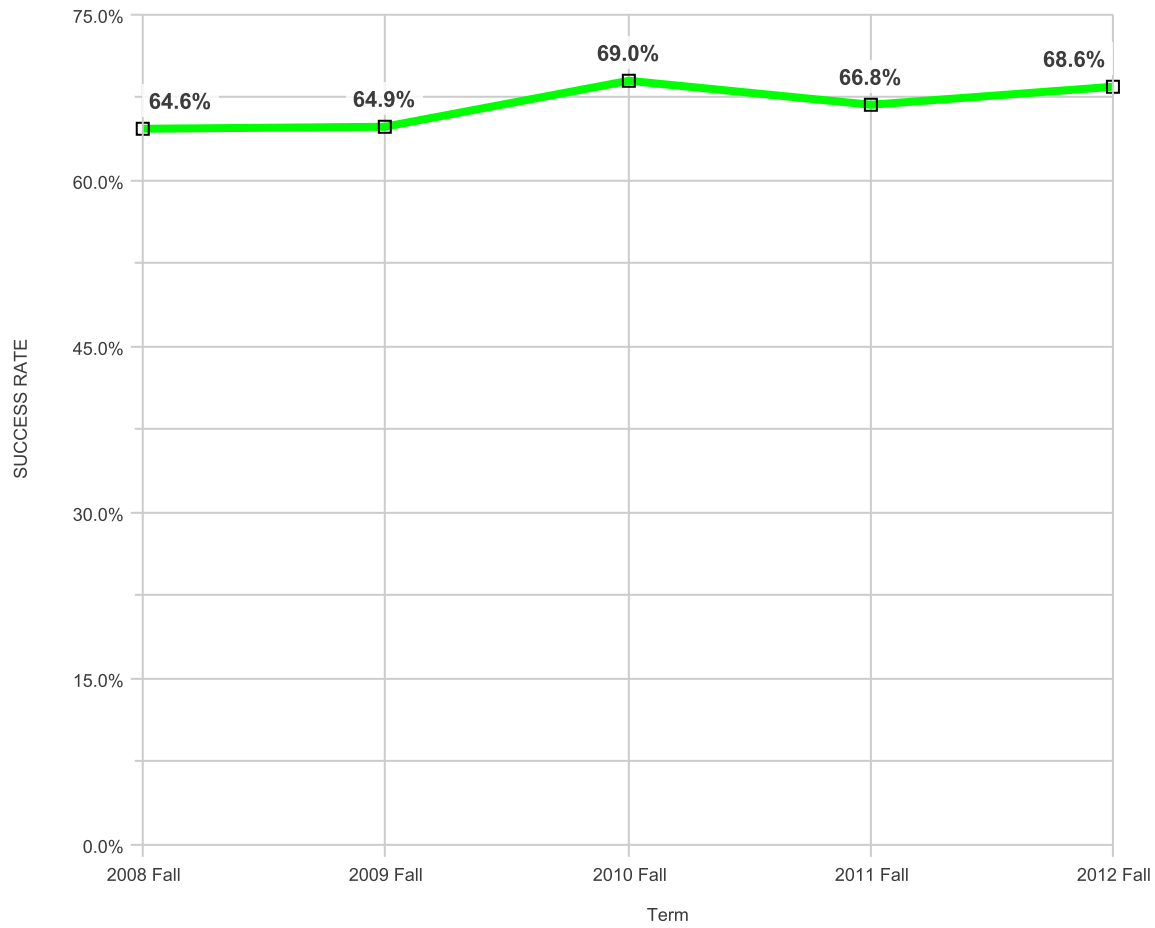
Success Rate = Success / Total Graded

Fall Course Success Rates All Students

Date run: 7/8/2013

Campus Laney College

Fall Course Success Rate - All Students



Campus Laney College

Term	TOTAL GRADED	SUCCESS	SUCCESS RATE
2008 Fall	29,234	18,896	64.6%
2009 Fall	32,601	21,158	64.9%
2010 Fall	29,213	20,145	69.0%
2011 Fall	29,173	19,485	66.8%
2012 Fall	26,831	18,396	68.6%

Only credit courses (CB(04) is in C or D).

Total Graded = any grade, including W

Success = A, B, C, or Pass

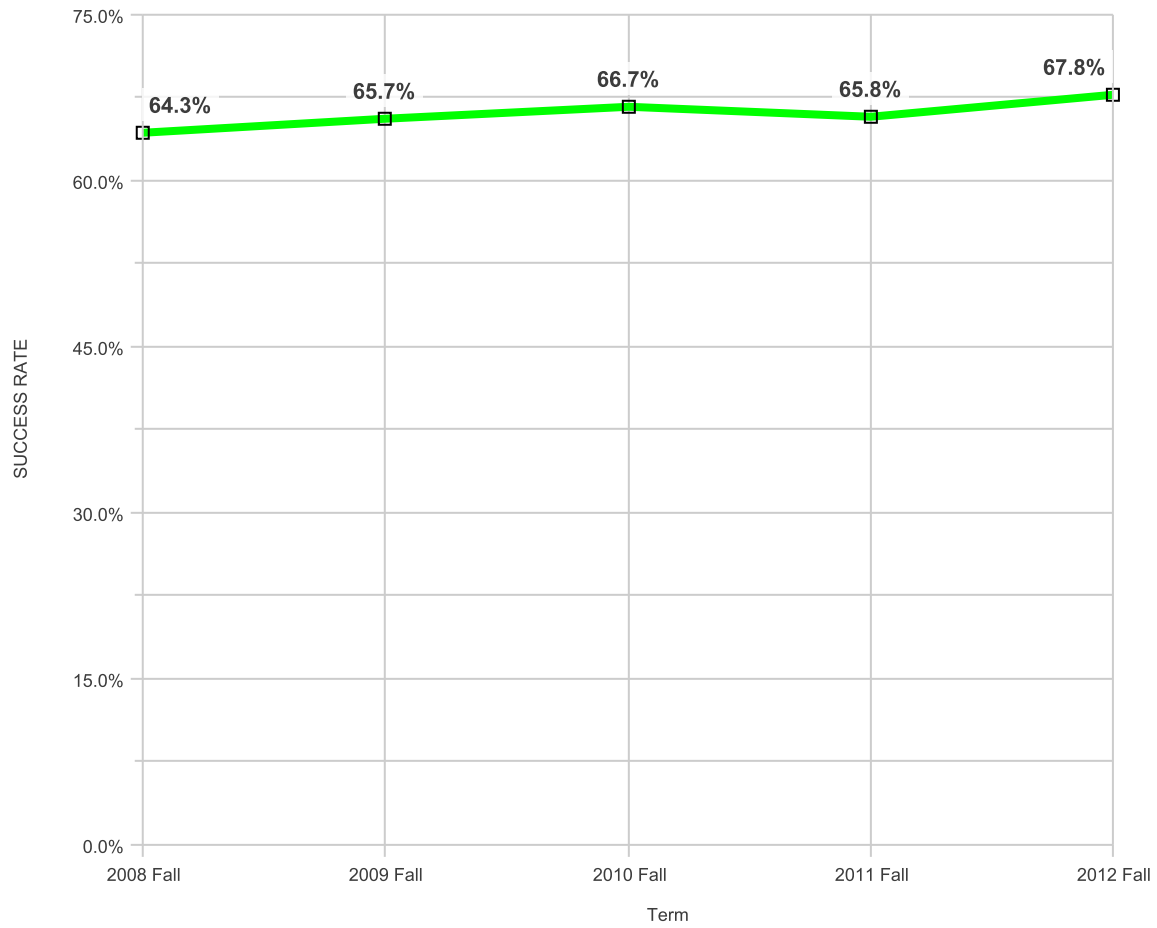
Success Rate = Success / Total Graded

Fall Course Success Rates All Students

Date run: 7/8/2013

Campus Merritt College

Fall Course Success Rate - All Students



Campus Merritt College

Term	TOTAL GRADED	SUCCESS	SUCCESS RATE
2008 Fall	14,558	9,357	64.3%
2009 Fall	15,761	10,348	65.7%
2010 Fall	14,464	9,654	66.7%
2011 Fall	13,336	8,773	65.8%
2012 Fall	13,517	9,159	67.8%

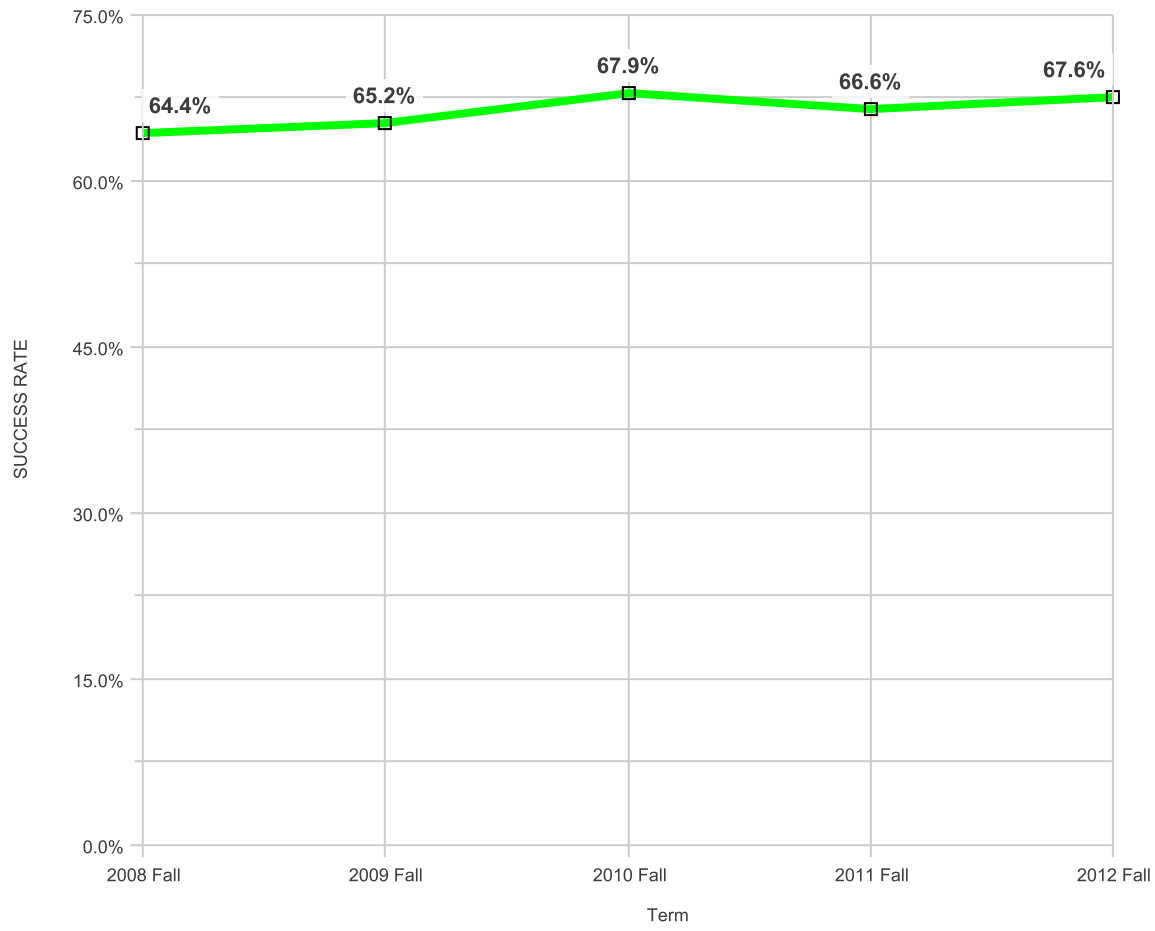
Only credit courses (CB(04) is in C or D).

Total Graded = any grade, including W

Success = A, B, C, or Pass

Success Rate = Success / Total Graded

Fall Course Success Rate - All Students



Term	TOTAL GRADED	SUCCESS	SUCCESS RATE
2008 Fall	70,282	45,268	64.4%
2009 Fall	78,258	51,043	65.2%
2010 Fall	71,092	48,266	67.9%
2011 Fall	69,140	46,019	66.6%
2012 Fall	64,812	43,834	67.6%

Only credit courses (CB(04) is in C or D).
 Total Graded = any grade, including W
 Success = A, B, C, or Pass
 Success Rate = Success / Total Graded