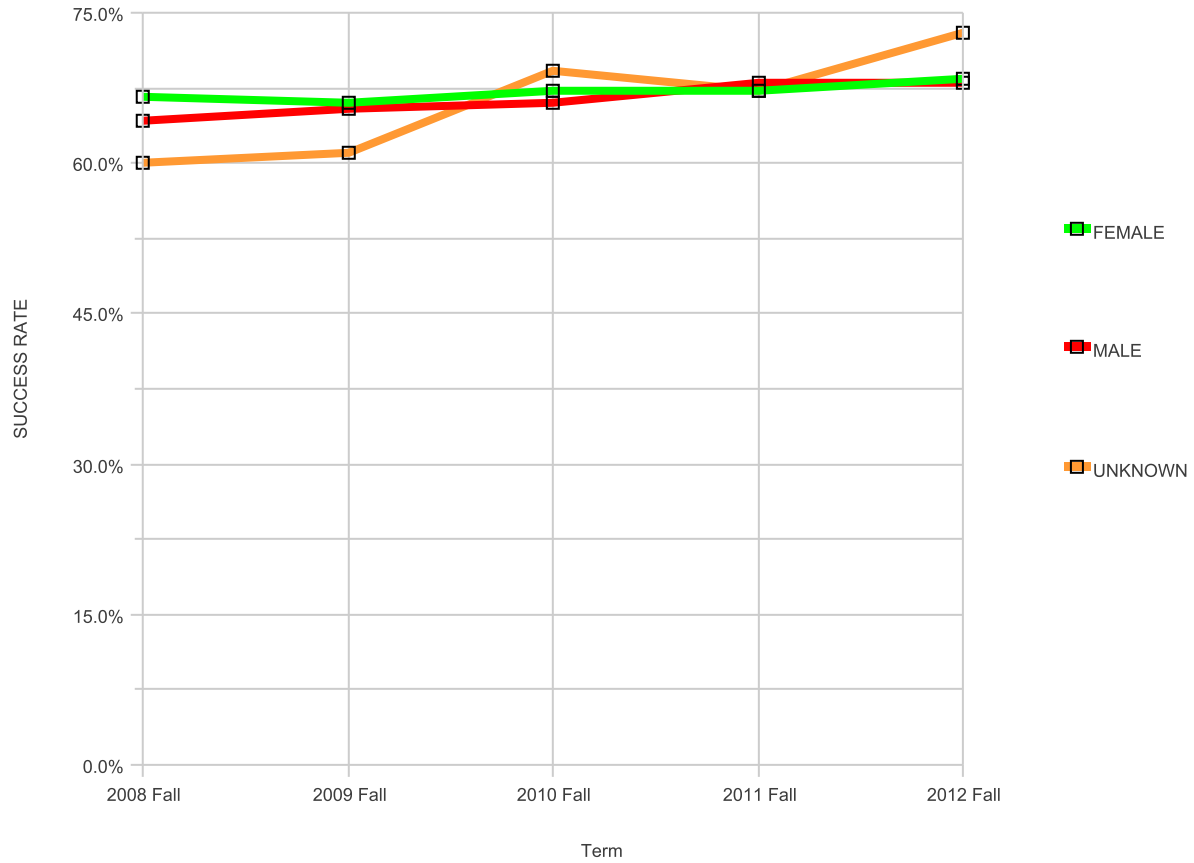


## Fall Course Success Rates by Gender

Date run: 7/8/2013

Campus College of Alameda

### Fall Course Success Rate by Gender



Campus College of Alameda

Gender	TOTAL GRADED					SUCCESS					SUCCESS RATE				
	2008 Fall	2009 Fall	2010 Fall	2011 Fall	2012 Fall	2008 Fall	2009 Fall	2010 Fall	2011 Fall	2012 Fall	2008 Fall	2009 Fall	2010 Fall	2011 Fall	2012 Fall
FEMALE	7,021	7,770	6,459	6,279	5,771	4,672	5,126	4,341	4,224	3,946	66.5%	66.0%	67.2%	67.3%	68.4%
MALE	5,766	6,542	5,886	5,637	4,794	3,706	4,283	3,889	3,838	3,261	64.3%	65.5%	66.1%	68.1%	68.0%
UNKNOWN	283	465	568	593	482	170	284	393	399	352	60.1%	61.1%	69.2%	67.3%	73.0%
<b>Grand Total</b>	<b>13,070</b>	<b>14,777</b>	<b>12,913</b>	<b>12,509</b>	<b>11,047</b>	<b>8,548</b>	<b>9,693</b>	<b>8,623</b>	<b>8,461</b>	<b>7,559</b>	<b>65.4%</b>	<b>65.6%</b>	<b>66.8%</b>	<b>67.6%</b>	<b>68.4%</b>

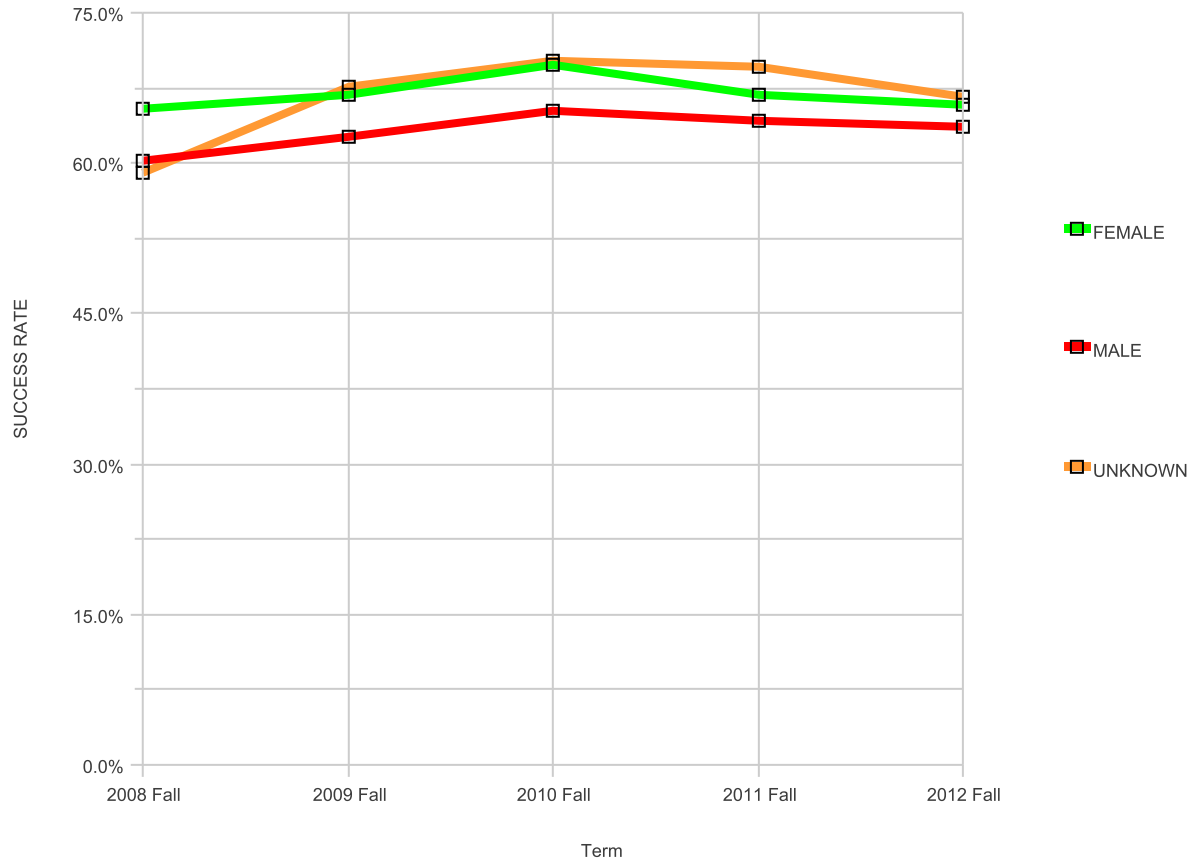
Only credit courses (CB(04) is in C or D).  
 Total Graded = any grade, including W  
 Success = A, B, C, or Pass  
 Success Rate = Success / Total Graded

## Fall Course Success Rates by Gender

Date run: 7/8/2013

Campus Berkeley City College

### Fall Course Success Rate by Gender



Campus Berkeley City College

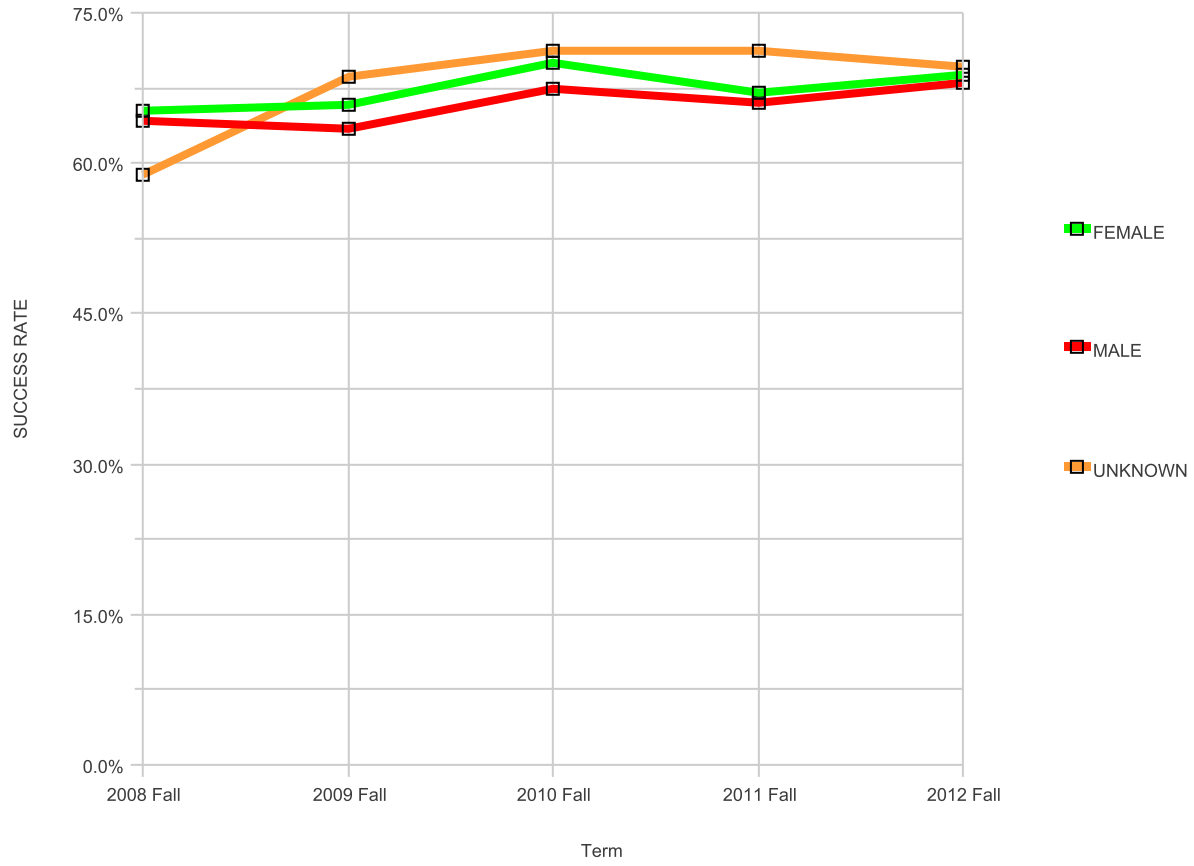
Gender	TOTAL GRADED					SUCCESS					SUCCESS RATE				
	2008 Fall	2009 Fall	2010 Fall	2011 Fall	2012 Fall	2008 Fall	2009 Fall	2010 Fall	2011 Fall	2012 Fall	2008 Fall	2009 Fall	2010 Fall	2011 Fall	2012 Fall
FEMALE	7,414	8,178	7,678	7,484	7,038	4,853	5,468	5,363	4,995	4,638	65.5%	66.9%	69.8%	66.7%	65.9%
MALE	5,561	6,274	6,172	5,982	5,747	3,351	3,925	4,023	3,848	3,661	60.3%	62.6%	65.2%	64.3%	63.7%
UNKNOWN	445	667	652	656	632	263	451	458	457	421	59.1%	67.6%	70.2%	69.7%	66.6%
<b>Grand Total</b>	<b>13,420</b>	<b>15,119</b>	<b>14,502</b>	<b>14,122</b>	<b>13,417</b>	<b>8,467</b>	<b>9,844</b>	<b>9,844</b>	<b>9,300</b>	<b>8,720</b>	<b>63.1%</b>	<b>65.1%</b>	<b>67.9%</b>	<b>65.9%</b>	<b>65.0%</b>

Only credit courses (CB(04) is in C or D).  
 Total Graded = any grade, including W  
 Success = A, B, C, or Pass  
 Success Rate = Success / Total Graded

## Fall Course Success Rates by Gender

Date run: 7/8/2013

### Campus Laney College Fall Course Success Rate by Gender



### Campus Laney College

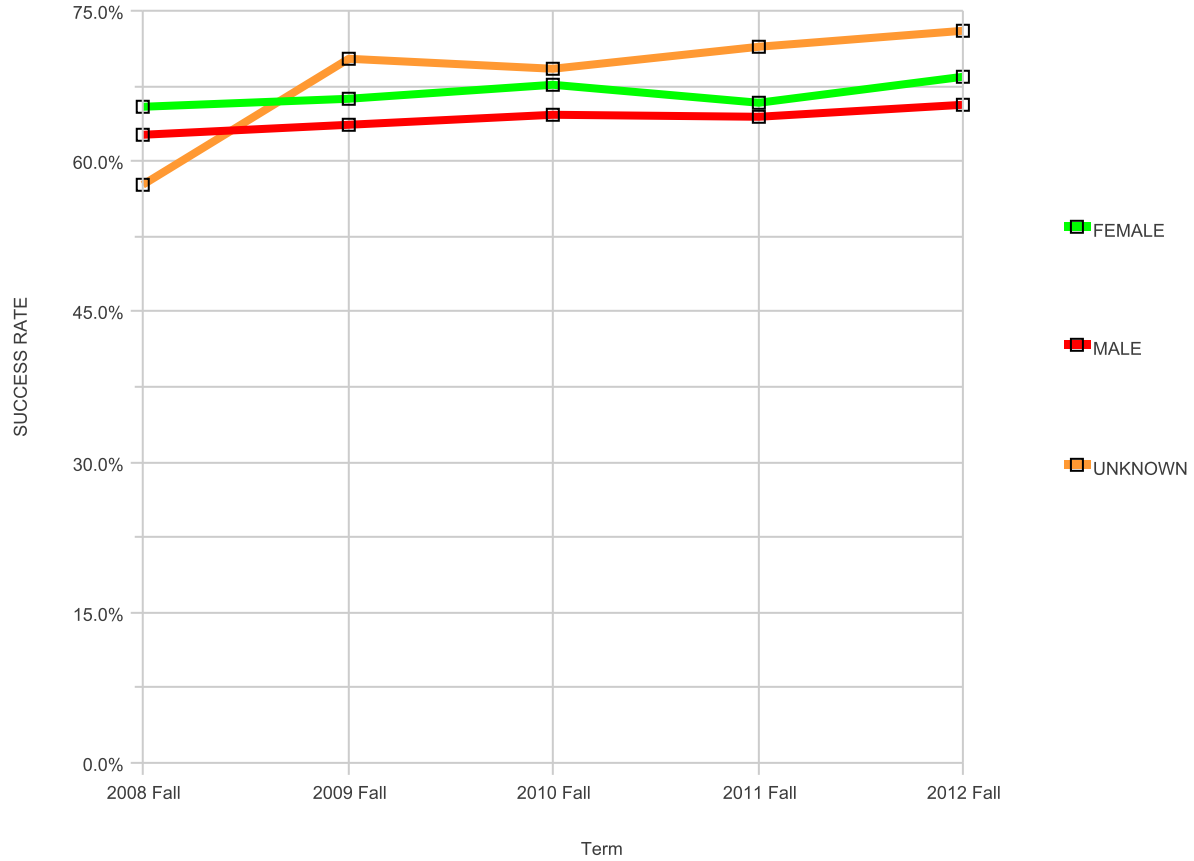
Gender	TOTAL GRADED					SUCCESS					SUCCESS RATE				
	2008 Fall	2009 Fall	2010 Fall	2011 Fall	2012 Fall	2008 Fall	2009 Fall	2010 Fall	2011 Fall	2012 Fall	2008 Fall	2009 Fall	2010 Fall	2011 Fall	2012 Fall
FEMALE	15,506	16,250	15,050	14,676	13,222	10,128	10,703	10,541	9,824	9,106	65.3%	65.9%	70.0%	66.9%	68.9%
MALE	12,869	14,860	12,674	12,631	11,985	8,263	9,433	8,544	8,333	8,160	64.2%	63.5%	67.4%	66.0%	68.1%
UNKNOWN	859	1,491	1,489	1,866	1,624	505	1,022	1,060	1,328	1,130	58.8%	68.5%	71.2%	71.2%	69.6%
<b>Grand Total</b>	<b>29,234</b>	<b>32,601</b>	<b>29,213</b>	<b>29,173</b>	<b>26,831</b>	<b>18,896</b>	<b>21,158</b>	<b>20,145</b>	<b>19,485</b>	<b>18,396</b>	<b>64.6%</b>	<b>64.9%</b>	<b>69.0%</b>	<b>66.8%</b>	<b>68.6%</b>

Only credit courses (CB(04) is in C or D).  
 Total Graded = any grade, including W  
 Success = A, B, C, or Pass  
 Success Rate = Success / Total Graded

## Fall Course Success Rates by Gender

Date run: 7/8/2013

### Campus Merritt College Fall Course Success Rate by Gender



### Campus Merritt College

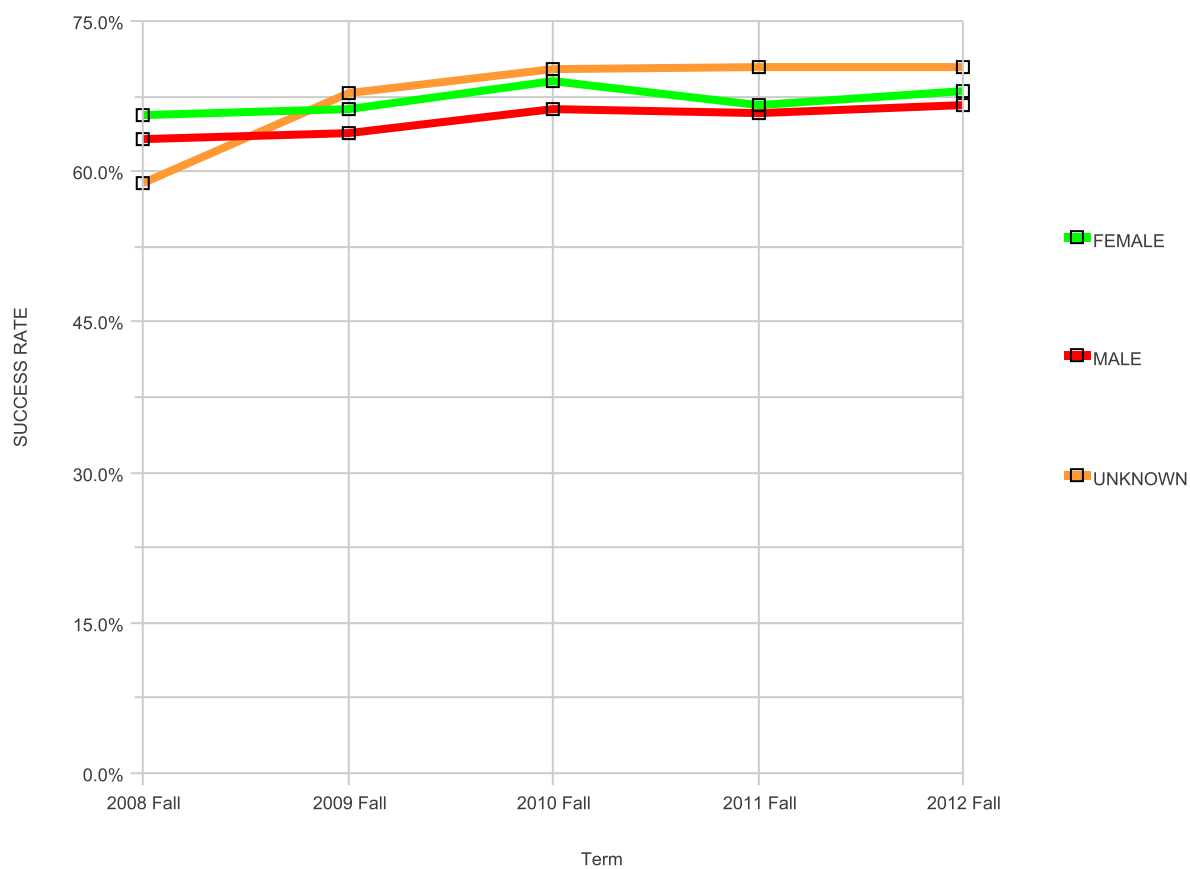
Gender	TOTAL GRADED					SUCCESS					SUCCESS RATE				
	2008 Fall	2009 Fall	2010 Fall	2011 Fall	2012 Fall	2008 Fall	2009 Fall	2010 Fall	2011 Fall	2012 Fall	2008 Fall	2009 Fall	2010 Fall	2011 Fall	2012 Fall
FEMALE	9,496	9,700	8,836	8,141	8,088	6,208	6,432	5,978	5,360	5,537	65.4%	66.3%	67.7%	65.8%	68.5%
MALE	4,580	5,211	4,781	4,223	4,565	2,871	3,320	3,089	2,718	2,992	62.7%	63.7%	64.6%	64.4%	65.5%
UNKNOWN	482	850	847	972	864	278	596	587	695	630	57.7%	70.1%	69.3%	71.5%	72.9%
<b>Grand Total</b>	<b>14,558</b>	<b>15,761</b>	<b>14,464</b>	<b>13,336</b>	<b>13,517</b>	<b>9,357</b>	<b>10,348</b>	<b>9,654</b>	<b>8,773</b>	<b>9,159</b>	<b>64.3%</b>	<b>65.7%</b>	<b>66.7%</b>	<b>65.8%</b>	<b>67.8%</b>

Only credit courses (CB(04) is in C or D).  
 Total Graded = any grade, including W  
 Success = A, B, C, or Pass  
 Success Rate = Success / Total Graded

## Fall Course Success Rates by Gender - PCCD

Date run: 7/8/2013

### Fall Course Success Rate by Gender



Gender	TOTAL GRADED					SUCCESS					SUCCESS RATE				
	2008 Fall	2009 Fall	2010 Fall	2011 Fall	2012 Fall	2008 Fall	2009 Fall	2010 Fall	2011 Fall	2012 Fall	2008 Fall	2009 Fall	2010 Fall	2011 Fall	2012 Fall
FEMALE	39,437	41,898	38,023	36,580	34,119	25,861	27,729	26,223	24,403	23,227	65.6%	66.2%	69.0%	66.7%	68.1%
MALE	28,776	32,887	29,513	28,473	27,091	18,191	20,961	19,545	18,737	18,074	63.2%	63.7%	66.2%	65.8%	66.7%
UNKNOWN	2,069	3,473	3,556	4,087	3,602	1,216	2,353	2,498	2,879	2,533	58.8%	67.8%	70.2%	70.4%	70.3%
<b>Grand Total</b>	<b>70,282</b>	<b>78,258</b>	<b>71,092</b>	<b>69,140</b>	<b>64,812</b>	<b>45,268</b>	<b>51,043</b>	<b>48,266</b>	<b>46,019</b>	<b>43,834</b>	<b>64.4%</b>	<b>65.2%</b>	<b>67.9%</b>	<b>66.6%</b>	<b>67.6%</b>

Only credit courses (CB(04) is in C or D).  
 Total Graded = any grade, including W  
 Success = A, B, C, or Pass  
 Success Rate = Success / Total Graded