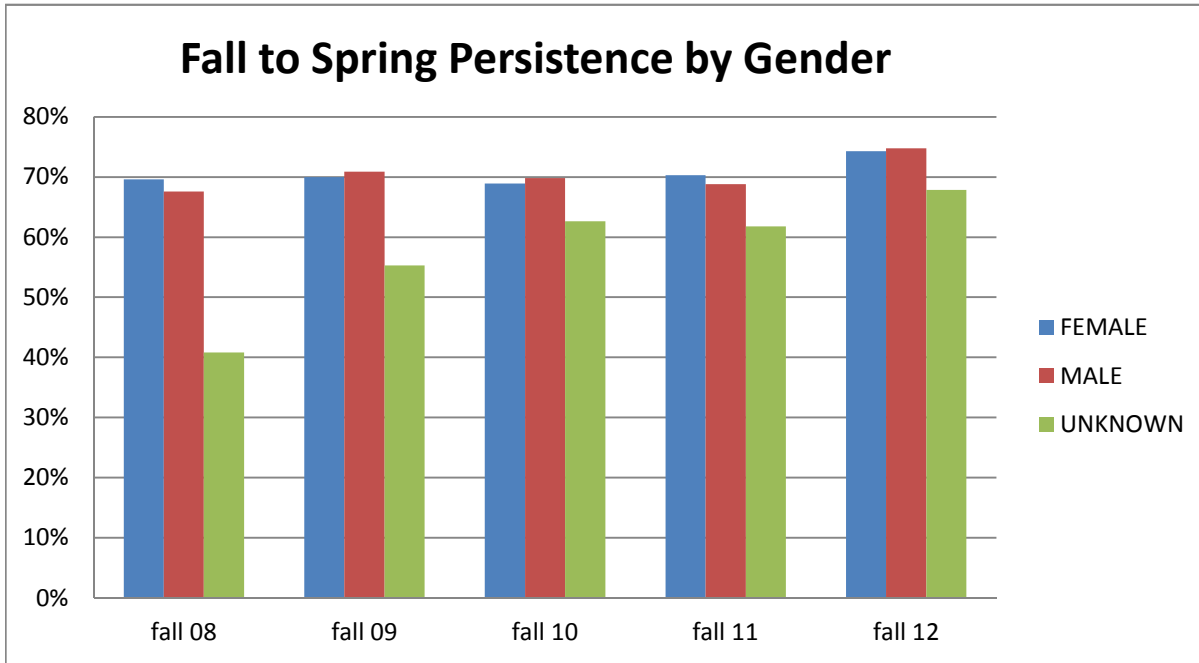


College of Alameda

Fall to Spring Persistence of All Fall Students by Gender



Percentage of the Cohort Persisting to the Following Spring Opening Day by Gender within district

Cohort	FEMALE	MALE	UNKNOWN	Total
fall 08	70%	68%	41%	68%
fall 09	70%	71%	55%	70%
fall 10	69%	70%	63%	69%
fall 11	70%	69%	62%	69%
fall 12	74%	75%	68%	74%

Number of Fall Students Enrolled at Census by Gender at College of Alameda

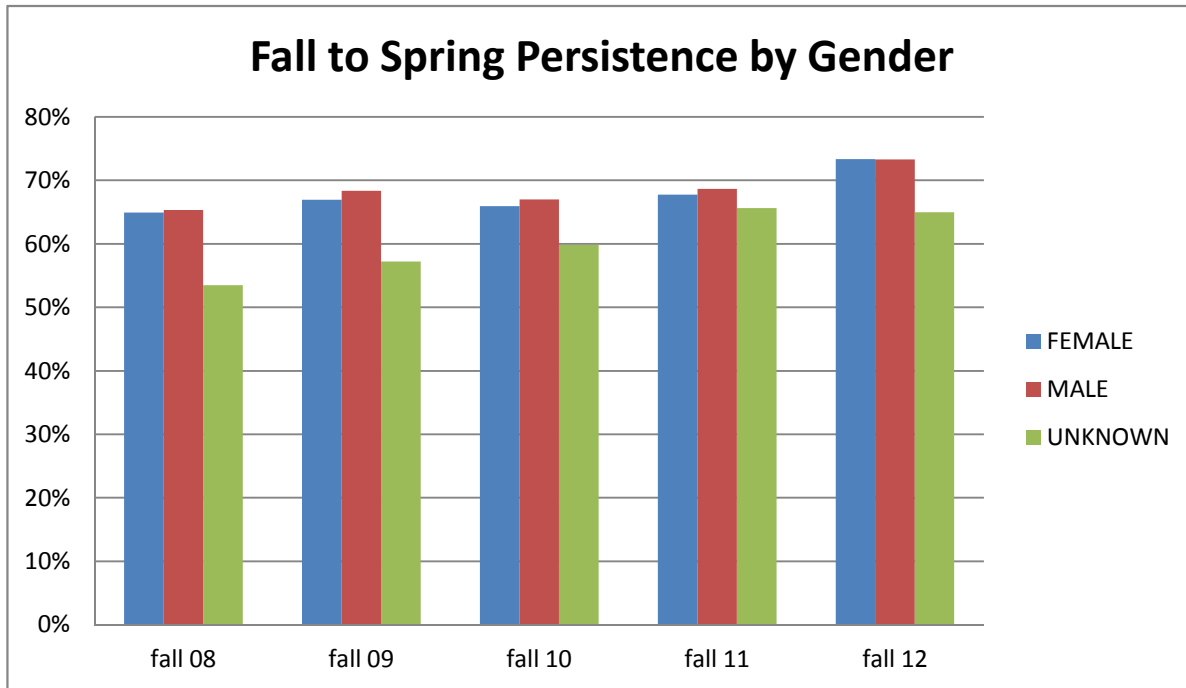
Cohort	FEMALE	MALE	UNKNOWN	Grand Total
fall 08	3758	2868	196	6822
fall 09	4331	3374	282	7987
fall 10	3663	3253	321	7237
fall 11	3575	3021	327	6923
fall 12	3303	2720	277	6300

Number of the Cohort Persisting to the Following Spring Opening Day by Gender within the district

Cohort	FEMALE	MALE	UNKNOWN	Grand Total
fall 08	2615	1938	80	4633
fall 09	3030	2392	156	5578
fall 10	2524	2271	201	4996
fall 11	2514	2078	202	4794
fall 12	2454	2033	188	4675

Berkeley City College

Fall to Spring Persistence of All Fall Students by Gender



Percentage of the Cohort Persisting to the Following Spring Opening Day by Gender within district

Cohort	FEMALE	MALE	UNKNOWN	Total
fall 08	65%	65%	53%	65%
fall 09	67%	68%	57%	67%
fall 10	66%	67%	60%	66%
fall 11	68%	69%	66%	68%
fall 12	73%	73%	65%	73%

Number of Fall Students Enrolled at Census by Gender at Berkeley City College

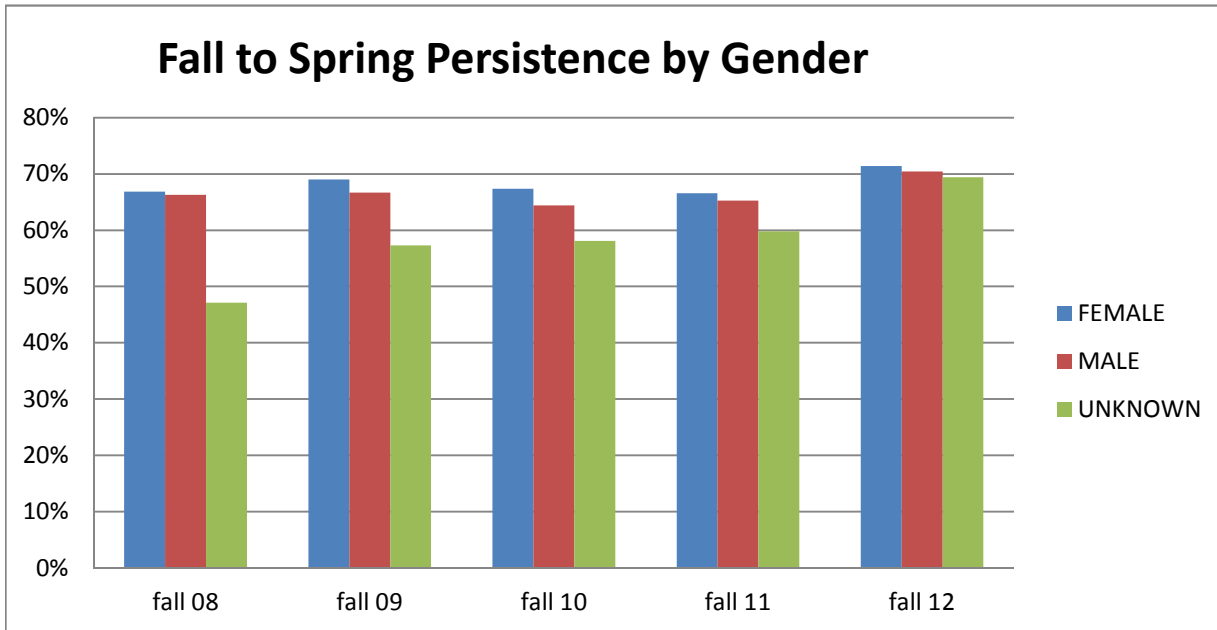
Cohort	FEMALE	MALE	UNKNOWN	Grand Total
fall 08	3661	2562	230	6453
fall 09	4219	3058	374	7651
fall 10	4056	3050	361	7467
fall 11	3814	2825	329	6968
fall 12	3381	2623	317	6321

Number of the Cohort Persisting to the Following Spring Opening Day by Gender within the district

Cohort	FEMALE	MALE	UNKNOWN	Grand Total
fall 08	2378	1674	123	4175
fall 09	2825	2090	214	5129
fall 10	2674	2044	216	4934
fall 11	2584	1939	216	4739
fall 12	2480	1923	206	4609

Laney College

Fall to Spring Persistence of All Fall Students by Gender



Percentage of the Cohort Persisting to the Following Spring Opening Day by Gender within district

Cohort	FEMALE	MALE	UNKNOWN	Total
fall 08	67%	66%	47%	66%
fall 09	69%	67%	57%	67%
fall 10	67%	64%	58%	66%
fall 11	67%	65%	60%	66%
fall 12	71%	70%	69%	71%

Number of Fall Students Enrolled at Census by Gender at Laney College

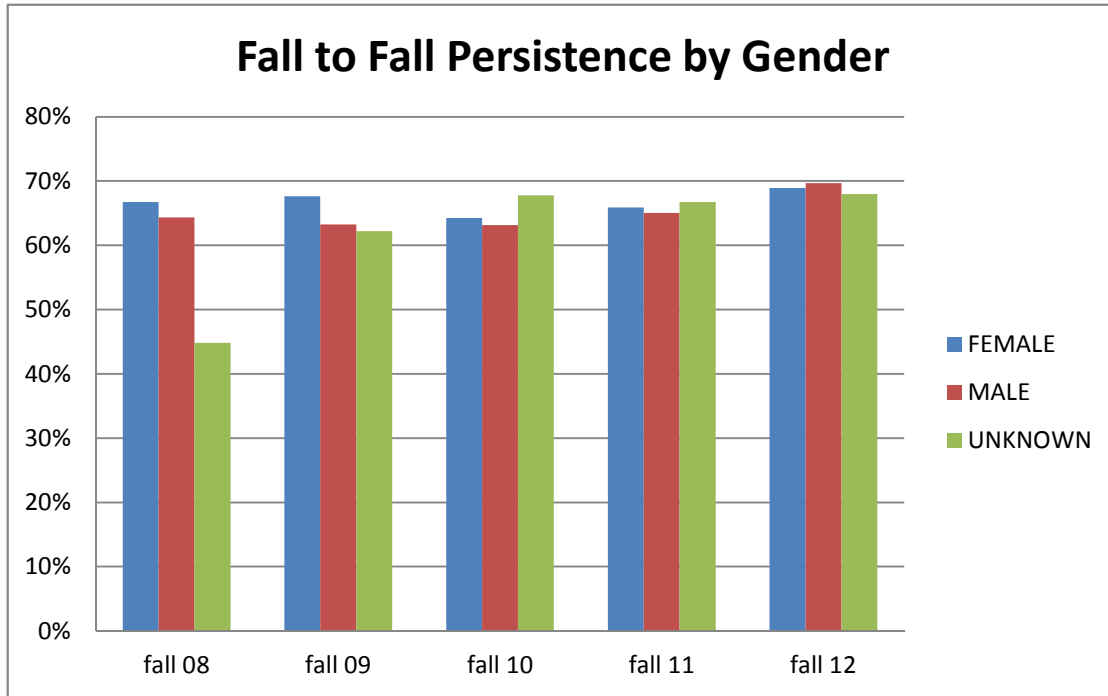
Cohort	FEMALE	MALE	UNKNOWN	Grand Total
fall 08	7375	5821	503	13699
fall 09	7979	6564	813	15356
fall 10	7371	5868	799	14038
fall 11	6952	5705	886	13543
fall 12	6396	5440	759	12595

Number of the Cohort Persisting to the Following Spring Opening Day by Gender within the district

Cohort	FEMALE	MALE	UNKNOWN	Grand Total
fall 08	4930	3859	237	9026
fall 09	5505	4376	466	10347
fall 10	4966	3780	464	9210
fall 11	4629	3723	530	8882
fall 12	4566	3830	527	8923

Merritt College

Fall to Spring Persistence of All Fall Students by Gender



Percentage of the Cohort Persisting to the Following Spring Opening Day by Gender within district

Cohort	FEMALE	MALE	UNKNOWN	Total
fall 08	67%	64%	45%	65%
fall 09	68%	63%	62%	66%
fall 10	64%	63%	68%	64%
fall 11	66%	65%	67%	66%
fall 12	69%	70%	68%	69%

Number of Fall Students Enrolled at Census by Gender at Merritt College

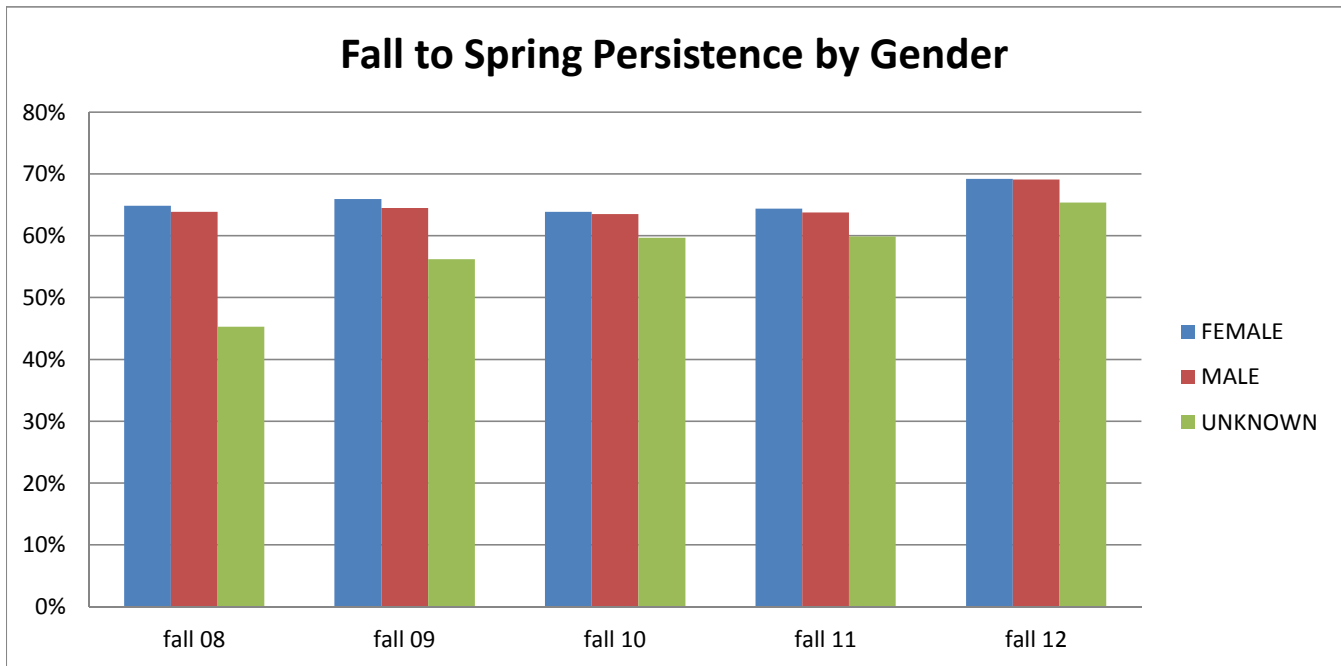
Cohort	FEMALE	MALE	UNKNOWN	Grand Total
fall 08	4975	2327	299	7601
fall 09	5194	2683	447	8324
fall 10	4832	2449	450	7731
fall 11	4310	2106	490	6906
fall 12	4270	2308	412	6990

Number of the Cohort Persisting to the Following Spring Opening Day by Gender within the district

Cohort	FEMALE	MALE	UNKNOWN	Grand Total
fall 08	3320	1497	134	4951
fall 09	3513	1697	278	5488
fall 10	3104	1546	305	4955
fall 11	2840	1370	327	4537
fall 12	2944	1608	280	4832

Peralta Community College District

Fall to Spring Persistence of All Fall Students by Gender



Percentage of the Cohort Persisting to the Following Spring Opening Day by Gender within district

Cohort	FEMALE	MALE	UNKNOWN	Total
fall 08	65%	64%	45%	64%
fall 09	66%	65%	56%	65%
fall 10	64%	64%	60%	64%
fall 11	64%	64%	60%	64%
fall 12	69%	69%	65%	69%

Number of Fall Students Enrolled at Census by Gender at PCCD

Cohort	FEMALE	MALE	UNKNOWN	Grand Total
fall 08	16212	11313	1114	28639
fall 09	17442	12728	1677	31847
fall 10	15653	11500	1664	28817
fall 11	14507	10712	1739	26958
fall 12	13427	10145	1487	25059

Number of the Cohort Persisting to the Following Spring Opening Day by Gender within the district

Cohort	FEMALE	MALE	UNKNOWN	Grand Total
fall 08	10515	7229	505	18249
fall 09	11506	8210	943	20659
fall 10	10003	7306	993	18302
fall 11	9341	6834	1042	17217
fall 12	9292	7009	972	17273