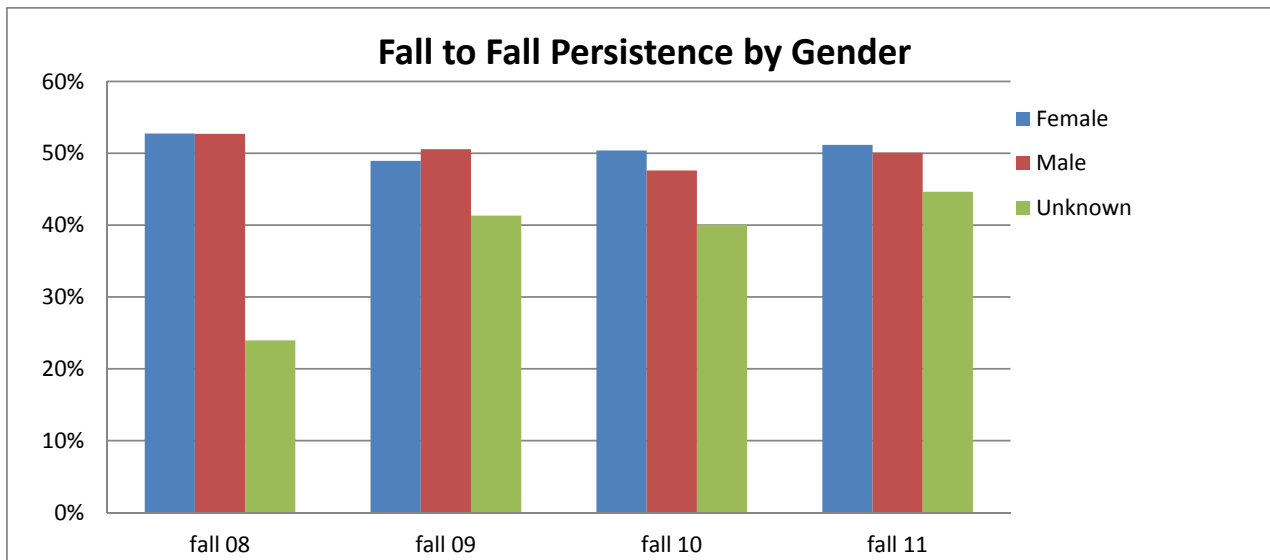


College of Alameda

Fall to Fall Persistence of All Fall Students by Gender



Percentage of the Cohort Persisting to the Following Fall Opening Day by Gender within district

Cohort	Female	Male	Unknown	Total
fall 08	53%	53%	24%	52%
fall 09	49%	51%	41%	49%
fall 10	50%	48%	40%	49%
fall 11	51%	50%	45%	50%

Number of Fall Students Enrolled at Census by Gender at College of Alameda

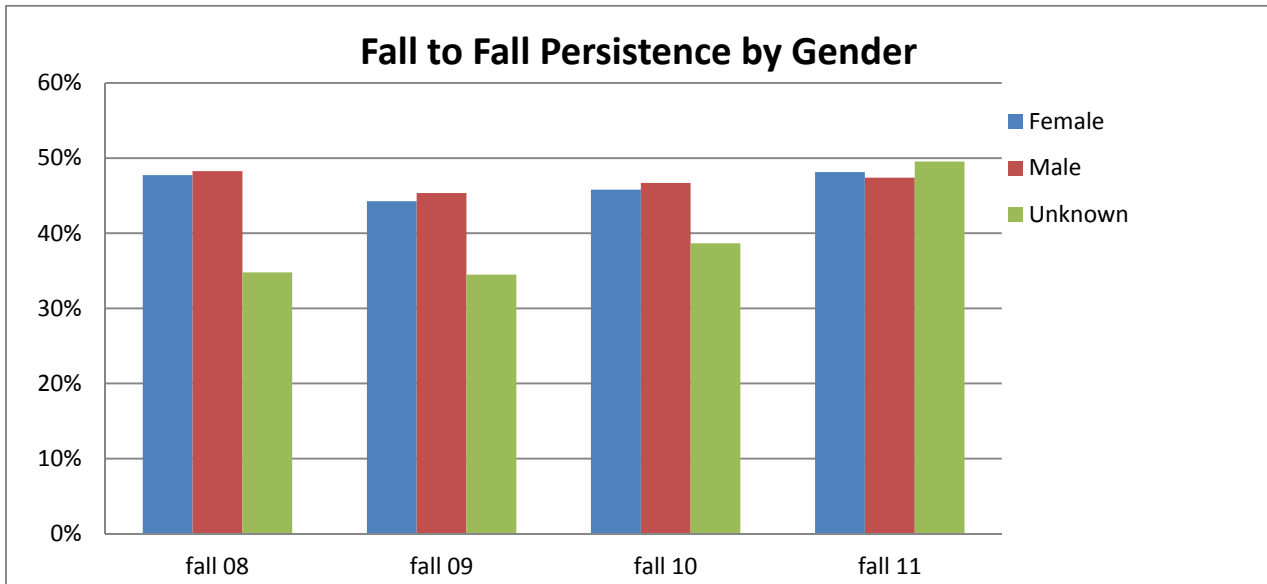
Cohort	Female	Male	Unknown	Grand Total
fall 08	3754	2868	196	6818
fall 09	4328	3374	283	7985
fall 10	3661	3250	322	7233
fall 11	3574	3020	327	6921

Number of the Cohort Persisting to the Following Fall Opening Day by Gender within the district

Cohort	Female	Male	Unknown	Grand Total
fall 08	1981	1512	47	3540
fall 09	2119	1707	117	3943
fall 10	1845	1548	129	3522
fall 11	1829	1513	146	3488

Berkeley City College

Fall to Fall Persistence of All Fall Students by Gender



Percentage of the Cohort Persisting to the Following Fall Opening Day by Gender within district

Cohort	Female	Male	Unknown	Total
fall 08	48%	48%	35%	47%
fall 09	44%	45%	34%	44%
fall 10	46%	47%	39%	46%
fall 11	48%	47%	50%	48%

Number of Fall Students Enrolled at Census by Gender at Berkeley City College

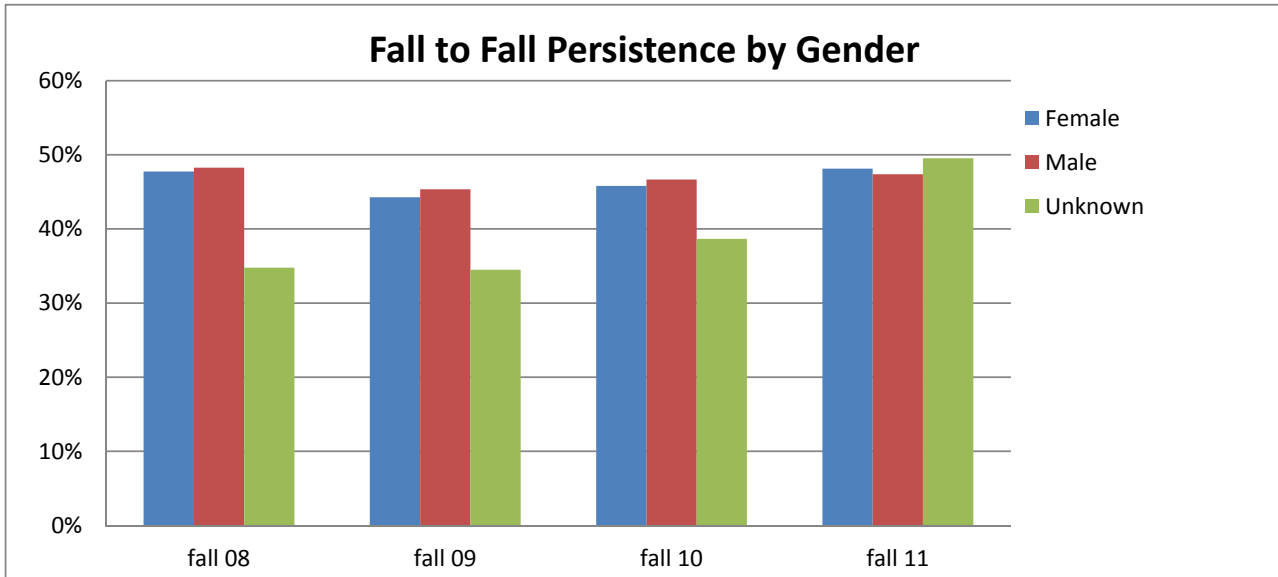
Cohort	Female	Male	Unknown	Grand Total
fall 08	3661	2562	230	6453
fall 09	4219	3058	374	7651
fall 10	4054	3048	362	7464
fall 11	3814	2825	329	6968

Number of the Cohort Persisting to the Following Fall Opening Day by Gender within the district

Cohort	Female	Male	Unknown	Grand Total
fall 08	1748	1237	80	3065
fall 09	1868	1387	129	3384
fall 10	1857	1423	140	3420
fall 11	1836	1339	163	3338

Laney College

Fall to Fall Persistence of All Fall Students by Gender



Percentage of the Cohort Persisting to the Following Fall Opening Day by Gender within district

Cohort	Female	Male	Unknown	Total
fall 08	51%	49%	28%	
fall 09	47%	44%	35%	
fall 10	50%	46%	40%	
fall 11	49%	46%	44%	

Number of Fall Students Enrolled at Census by Gender at Laney College

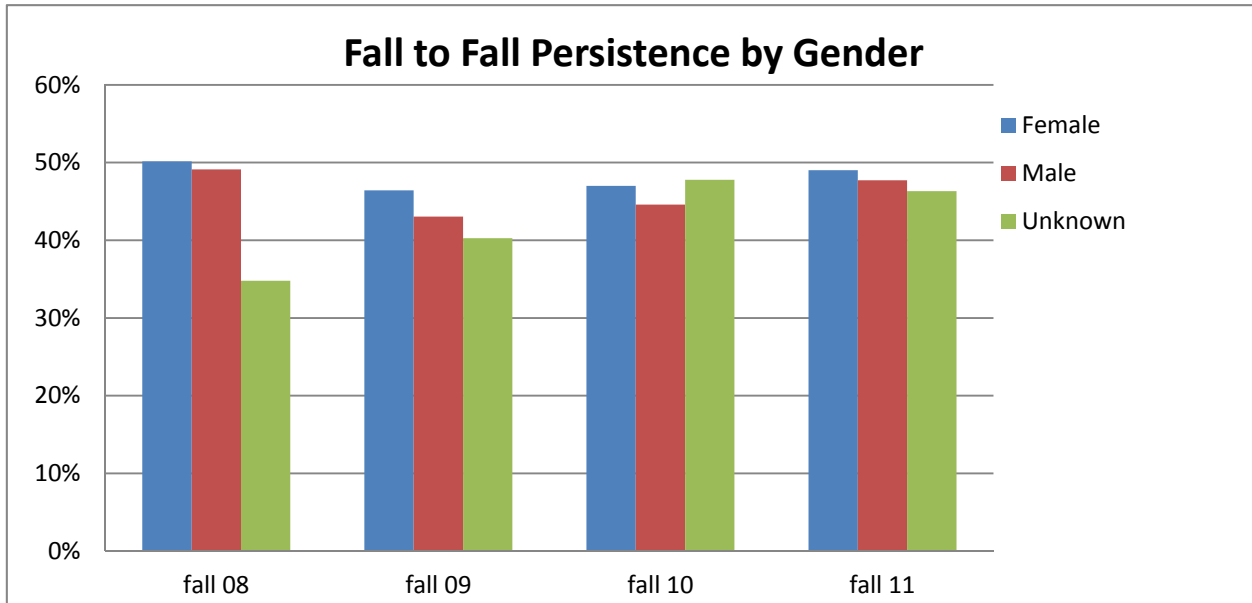
Cohort	Female	Male	Unknown	Grand Total
fall 08	7375	5821	503	13699
fall 09	7977	6565	814	15356
fall 10	7371	5868	799	14038
fall 11	6952	5705	886	13543

Number of the Cohort Persisting to the Following Fall Opening Day by Gender within the district

Cohort	Female	Male	Unknown	Grand Total
fall 08	3786	2878	142	6806
fall 09	3760	2902	284	6946
fall 10	3682	2678	322	6682
fall 11	3392	2634	386	6412

Merritt College

Fall to Fall Persistence of All Fall Students by Gender



Percentage of the Cohort Persisting to the Following Fall Opening Day by Gender within district

Cohort	Female	Male	Unknown	Total
fall 08	50%	49%	35%	49%
fall 09	46%	43%	40%	45%
fall 10	47%	45%	48%	46%
fall 11	49%	48%	46%	48%

Number of Fall Students Enrolled at Census by Gender at Merritt College

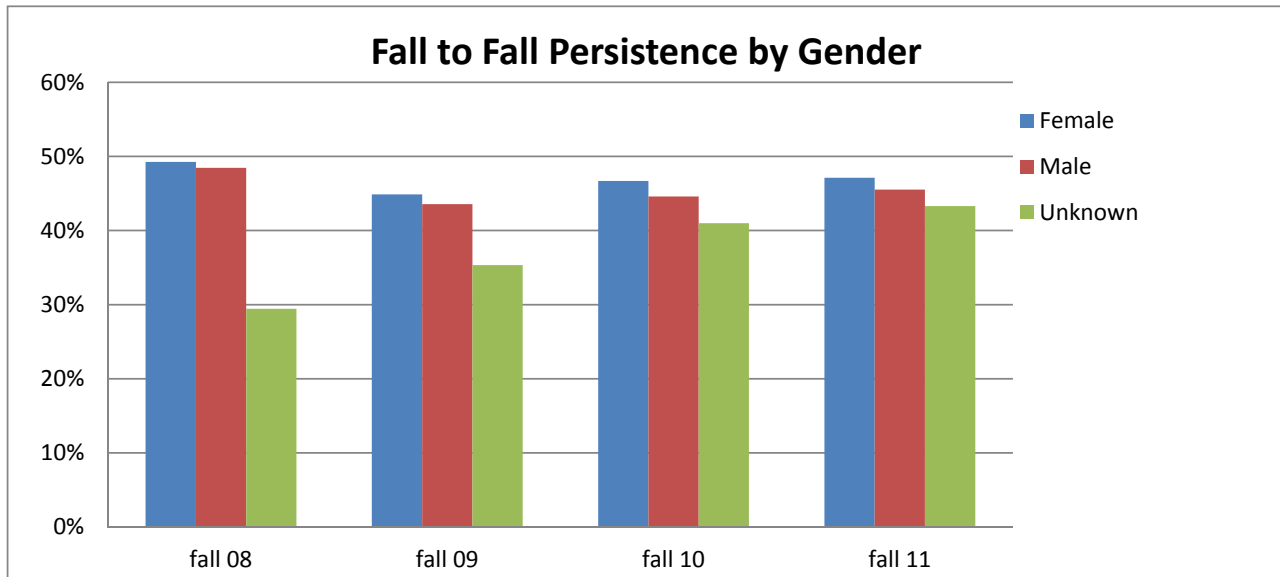
Cohort	Female	Male	Unknown	Grand Total
fall 08	4975	2327	299	7601
fall 09	5194	2683	447	8324
fall 10	4832	2449	450	7731
fall 11	4310	2106	490	6906

Number of the Cohort Persisting to the Following Fall Opening Day by Gender within the district

Cohort	Female	Male	Unknown	Grand Total
fall 08	2495	1143	104	3742
fall 09	2411	1155	180	3746
fall 10	2271	1092	215	3578
fall 11	2113	1005	227	3345

Peralta Community College District

Fall to Fall Persistence of All Fall Students by Gender



Percentage of the Cohort Persisting to the Following Fall Opening Day by Gender within district

Cohort	Female	Male	Unknown	Total
fall 08	49%	48%	29%	48%
fall 09	45%	44%	35%	44%
fall 10	47%	45%	41%	46%
fall 11	47%	46%	43%	46%

Number of Fall Students Enrolled at Census by Gender at PCCD

Cohort	Female	Male	Unknown	Grand Total
fall 08	16211	11312	1114	28637
fall 09	17439	12729	1678	31846
fall 10	15650	11495	1666	28811
fall 11	14507	10711	1739	26957

Number of the Cohort Persisting to the Following Fall Opening Day by Gender within the district

Cohort	Female	Male	Unknown	Grand Total
fall 08	7987	5484	328	13799
fall 09	7829	5546	593	13968
fall 10	7310	5128	683	13121
fall 11	6838	4878	753	12469