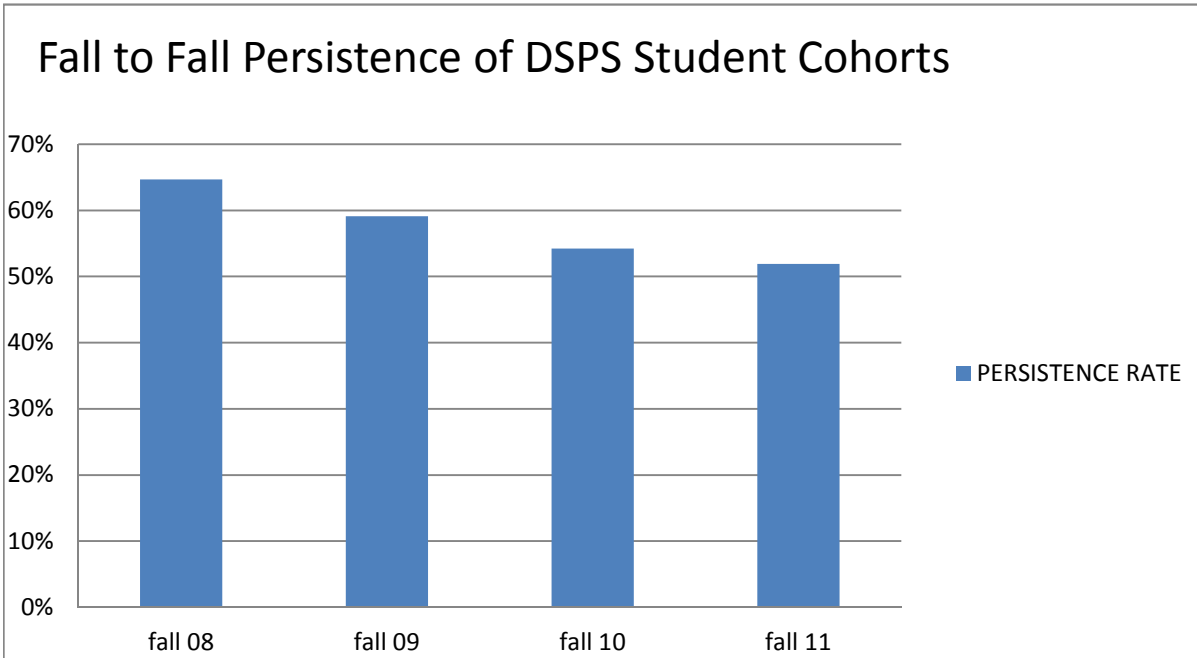


College of Alameda

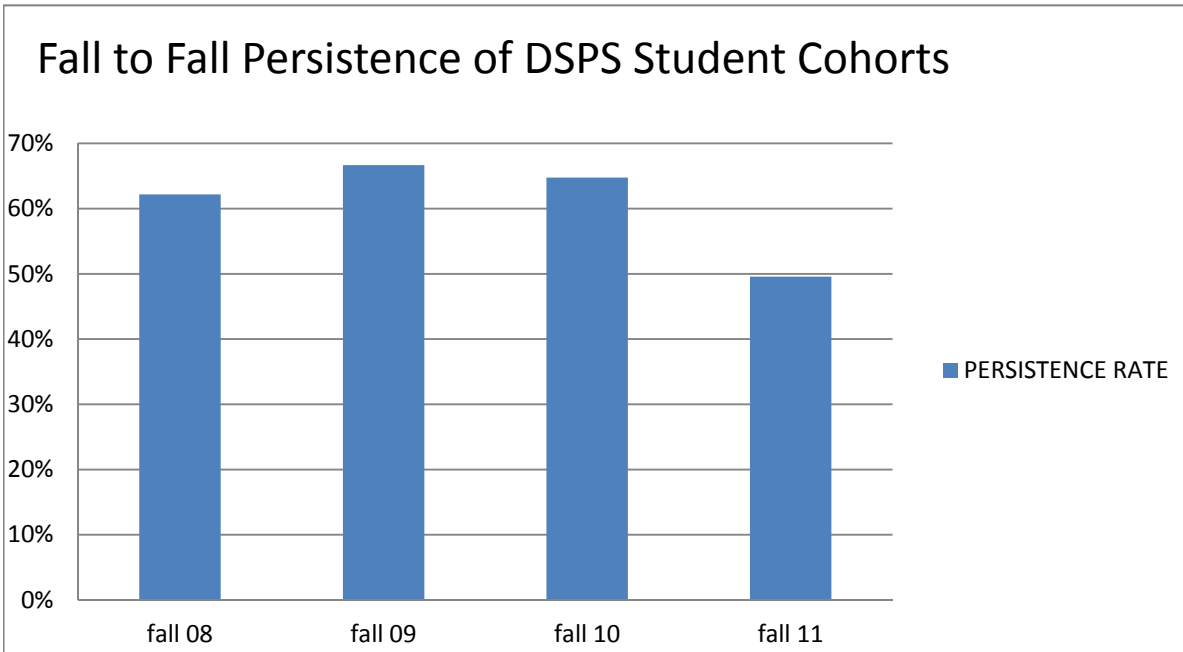


Fall to Fall Persistence of College of Alameda DSPS Student Cohorts

COLLEGE	TERM	COHORT	PERSISTENCE	PERSISTENCE RATE
ALAMEDA	fall 08	320	207	65%
ALAMEDA	fall 09	379	224	59%
ALAMEDA	fall 10	391	212	54%
ALAMEDA	fall 11	393	204	52%

Note: Persistence Rate is defined as the percentage of students enrolled in at least one class at the college at fall census of the cohort year who were then enrolled in at least one class on the following fall opening day in District.

Berkeley City College

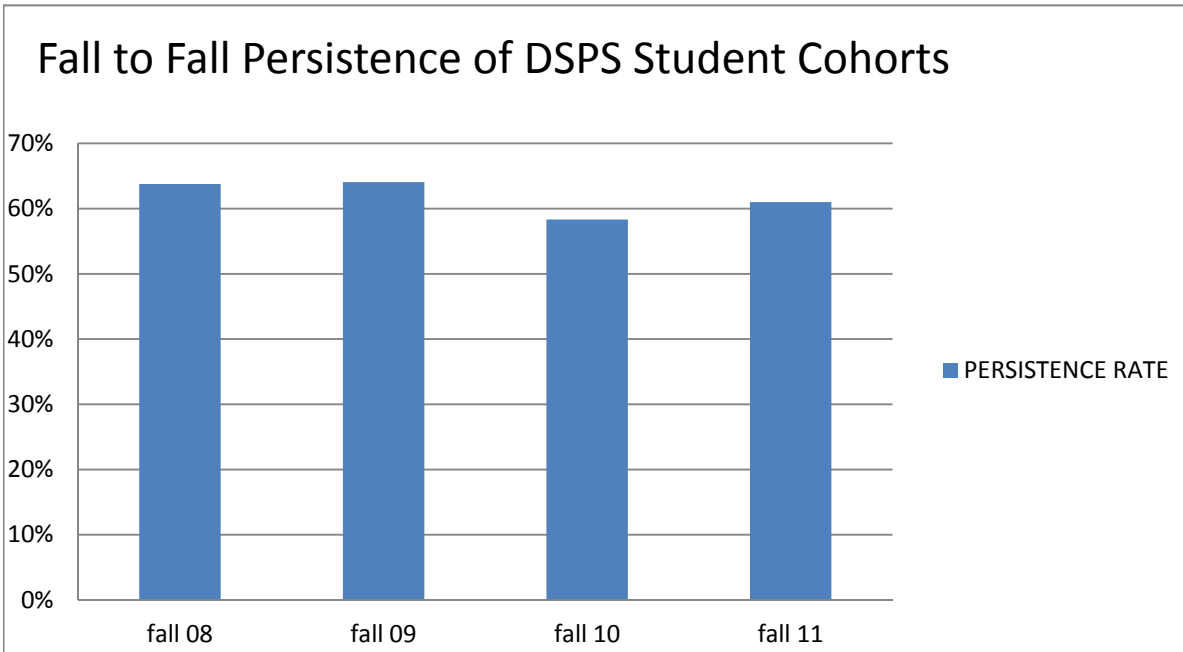


Fall to Fall Persistence of Berkeley City College DSPS Student Cohorts

COLLEGE	TERM	COHORT	PERSISTENCE	PERSISTENCE RATE
BERKELEY	fall 08	283	176	62%
BERKELEY	fall 09	264	176	67%
BERKELEY	fall 10	281	182	65%
BERKELEY	fall 11	236	117	50%

Note: Persistence Rate is defined as the percentage of students enrolled in at least one class at the college at fall census of the cohort year who were then enrolled in at least one class on the following fall opening day in District.

Laney College

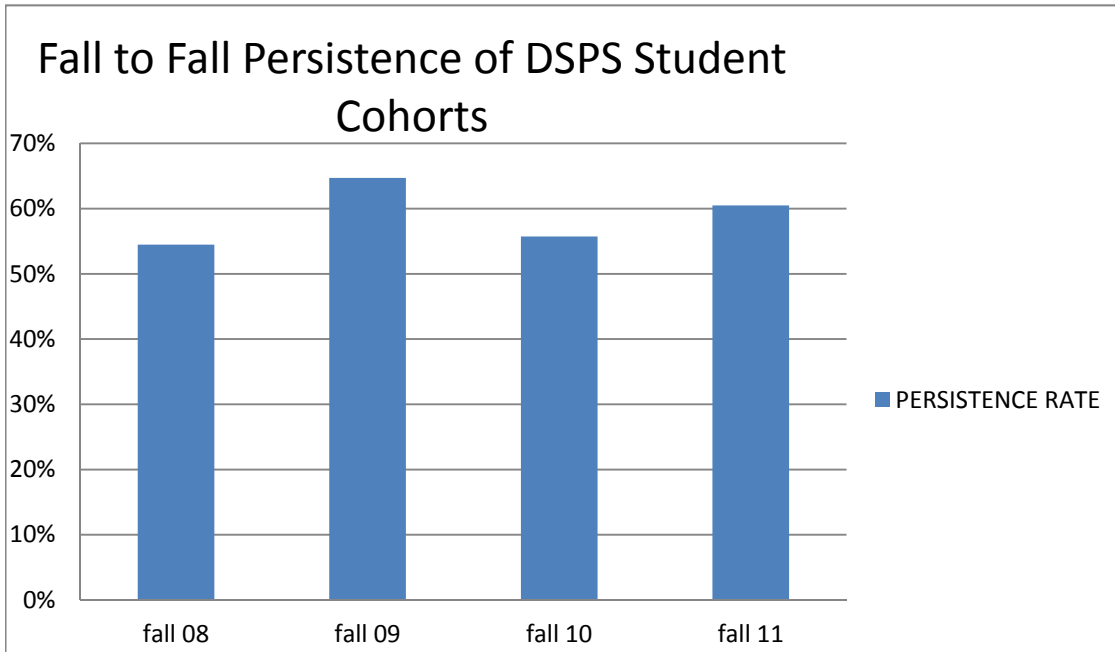


Fall to Fall Persistence of Laney College DSPS Student Cohorts

COLLEGE	TERM	COHORT	PERSISTENCE	PERSISTENCE RATE
LANEY	fall 08	323	206	64%
LANEY	fall 09	309	198	64%
LANEY	fall 10	300	175	58%
LANEY	fall 11	318	194	61%

Note: Persistence Rate is defined as the percentage of students enrolled in at least one class at the college at fall census of the cohort year who were then enrolled in at least one class on the following fall opening day in District.

Merritt College

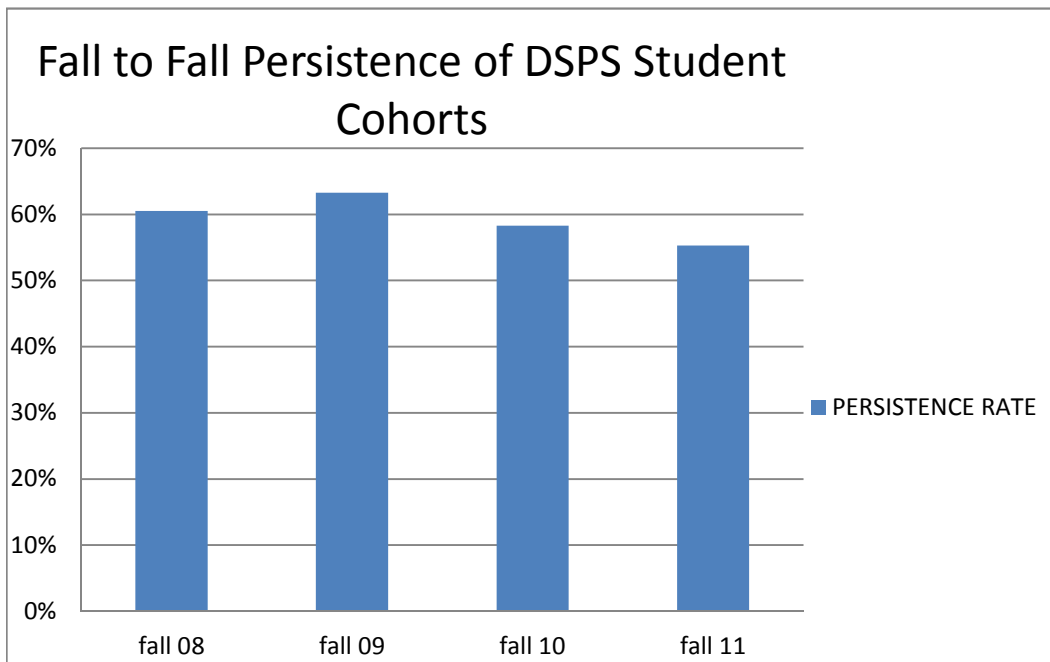


Fall to Fall Persistence of Merritt College DSPS Student Cohorts

COLLEGE	TERM	COHORT	PERSISTENCE	PERSISTENCE RATE
MERRITT	fall 08	358	195	54%
MERRITT	fall 09	221	143	65%
MERRITT	fall 10	314	175	56%
MERRITT	fall 11	286	173	60%

Note: Persistence Rate is defined as the percentage of students enrolled in at least one class at the college at fall census of the cohort year who were then enrolled in at least one class on the following fall opening day in District.

Peralta Community College District



Fall to Fall Persistence of PCCD DSPS Student Cohorts

COLLEGE	TERM	COHORT	PERSISTENCE	PERSISTENCE RATE
PCCD	fall 08	1231	745	61%
PCCD	fall 09	1116	706	63%
PCCD	fall 10	1216	709	58%
PCCD	fall 11	1161	642	55%

Note: Persistence Rate is defined as the percentage of students enrolled in at least one class at the college at fall census of the cohort year who were then enrolled in at least one class on the following fall opening day in District.