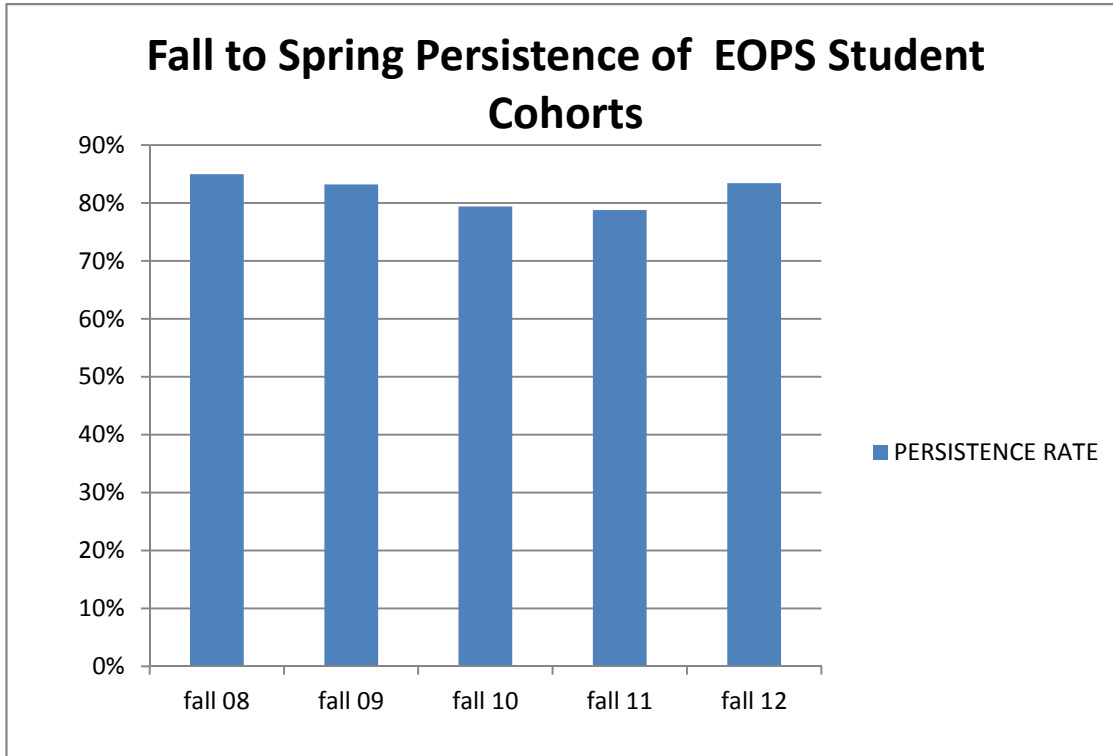


College of Alameda

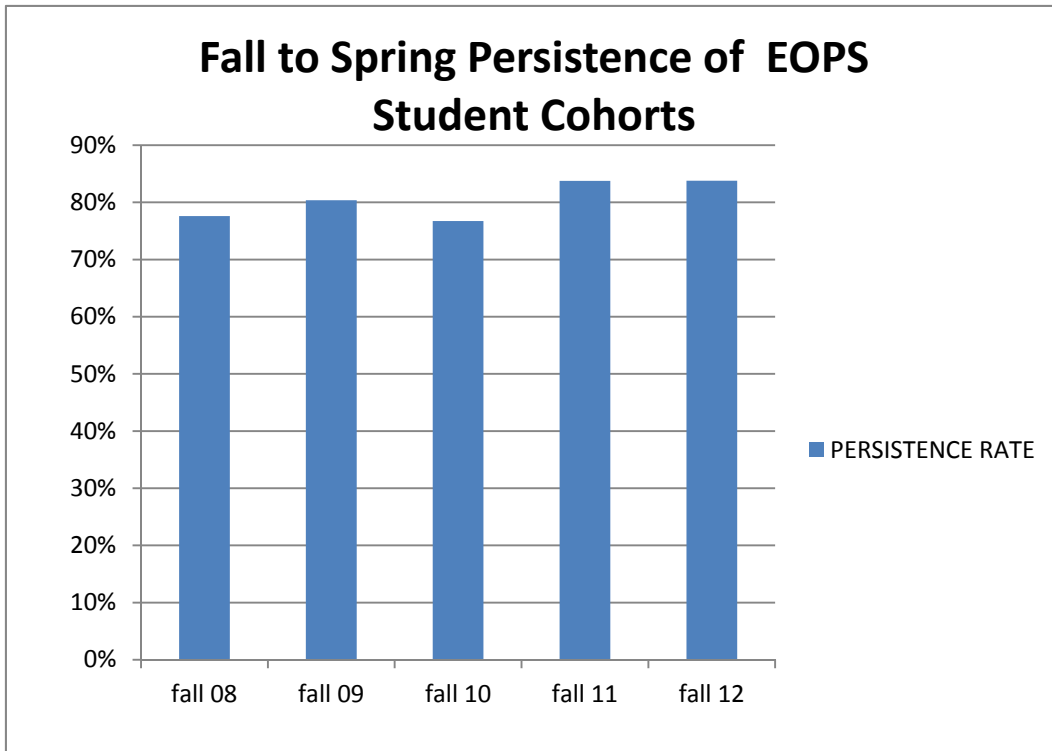


Fall to Spring Persistence of College of Alameda EOPS Student Cohorts

COLLEGE	TERM	COHORT	PERSISTENCE	PERSISTENCE RATE
ALAMEDA	fall 08	493	419	85%
ALAMEDA	fall 09	458	381	83%
ALAMEDA	fall 10	427	339	79%
ALAMEDA	fall 11	429	338	79%
ALAMEDA	fall 12	513	428	83%

Note: Persistence Rate is defined as the percentage of students enrolled in at least one class at the college at fall census of the cohort year who were then enrolled in at least one class on the following spring opening day in District.

Berkeley City College

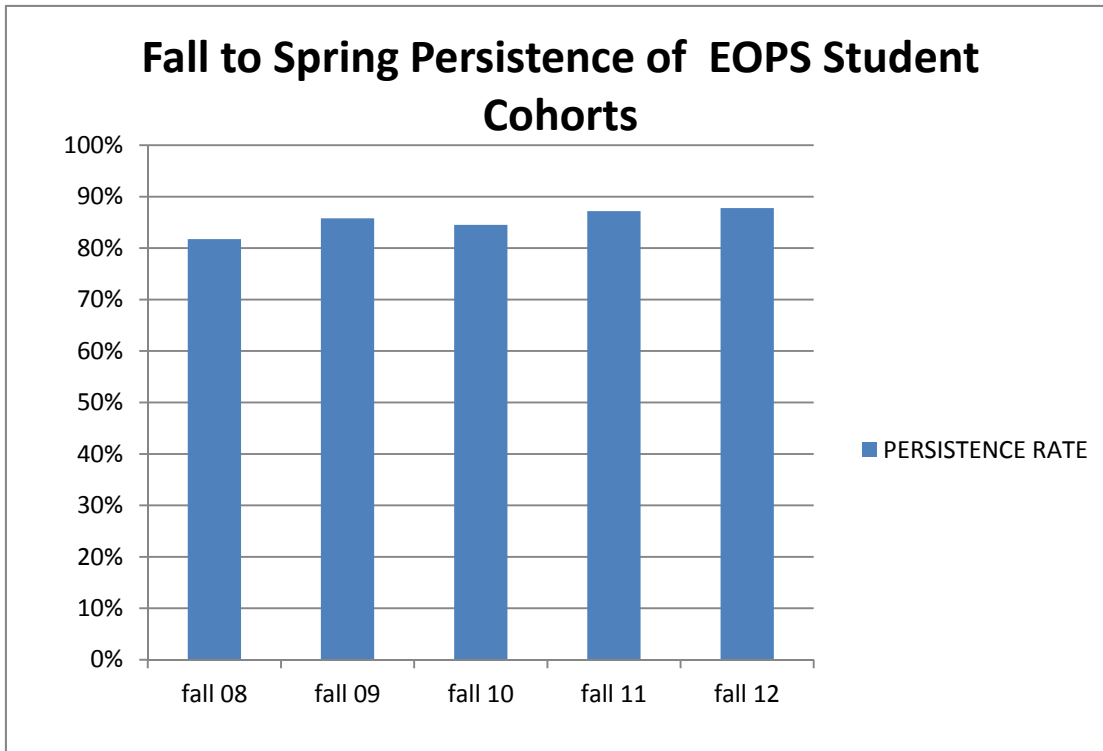


Fall to Spring Persistence of Berkeley City College EOPS Student Cohorts

COLLEGE	TERM	COHORT	PERSISTENCE	PERSISTENCE RATE
BERKELEY	fall 08	366	284	78%
BERKELEY	fall 09	311	250	80%
BERKELEY	fall 10	348	267	77%
BERKELEY	fall 11	240	201	84%
BERKELEY	fall 12	253	212	84%

Note: Persistence Rate is defined as the percentage of students enrolled in at least one class at the college at fall census of the cohort year who were then enrolled in at least one class on the following spring opening day in District.

Laney College

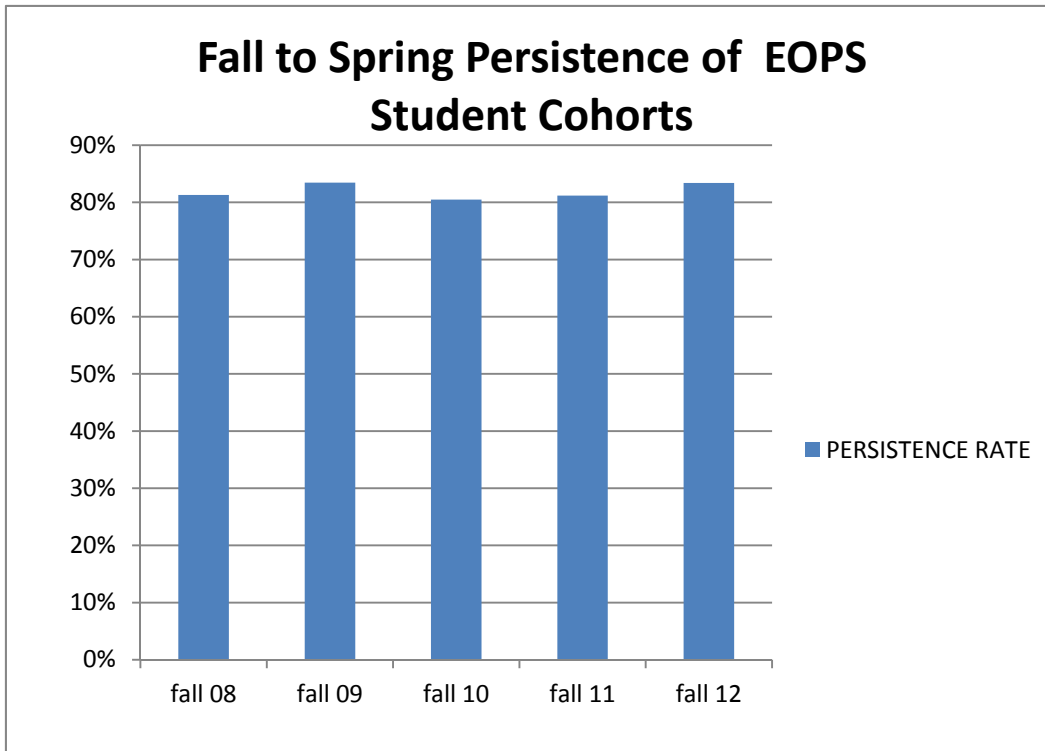


Fall to Spring Persistence of Laney College EOPS Student Cohorts

COLLEGE	TERM	COHORT	PERSISTEN	PERSISTENCE RATE
LANEY	fall 08	1123	918	82%
LANEY	fall 09	880	755	86%
LANEY	fall 10	684	578	85%
LANEY	fall 11	687	599	87%
LANEY	fall 12	508	446	88%

Note: Persistence Rate is defined as the percentage of students enrolled in at least one class at the college at fall census of the cohort year who were then enrolled in at least one class on the following spring opening day in District.

Merritt College

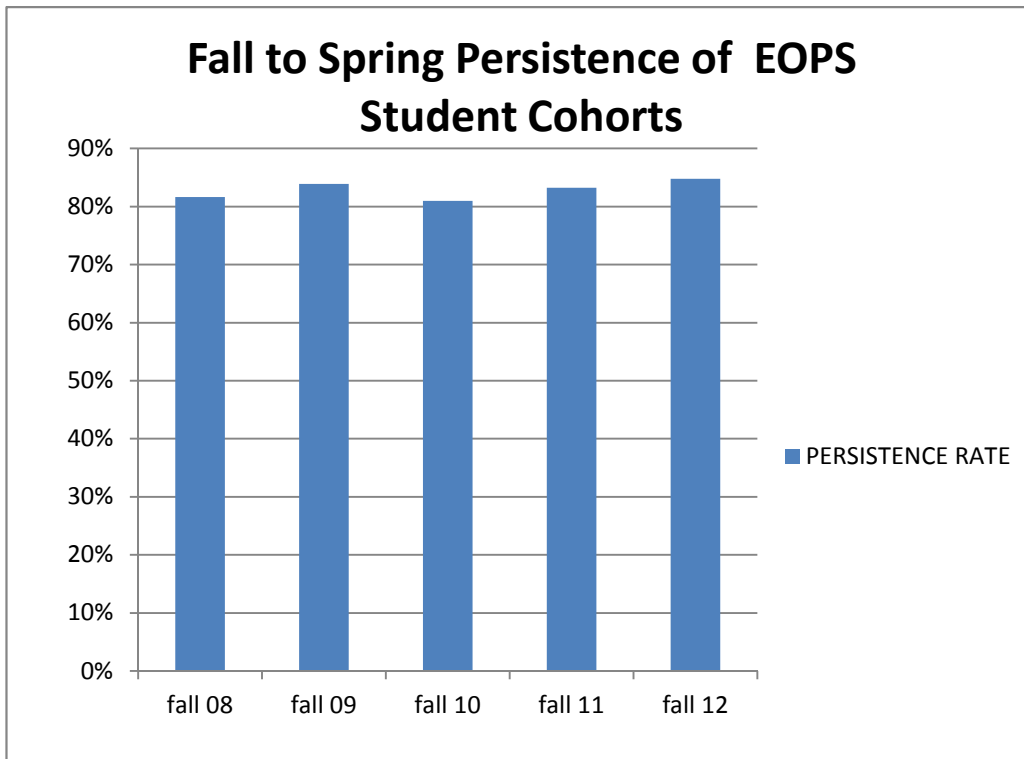


Fall to Spring Persistence of Merritt College EOPS Student Cohorts

COLLEGE	TERM_ID	TERM	COHORT	PERSISTENCE	PERSISTENCE RATE
MERRITT	1084	fall 08	636	517	81%
MERRITT	1094	fall 09	544	454	83%
MERRITT	1104	fall 10	487	392	80%
MERRITT	1114	fall 11	457	371	81%
MERRITT	1124	fall 12	428	357	83%

Note: Persistence Rate is defined as the percentage of students enrolled in at least one class at the college at fall census of the cohort year who were then enrolled in at least one class on the following spring opening day in District.

Peralta Community College District



Fall to Spring Persistence of PCCD EOPS Student Cohorts

COLLEGE	TERM	COHORT	PERSISTENCE	PERSISTENCE RATE
PCCD	fall 08	2617	2137	82%
PCCD	fall 09	2193	1840	84%
PCCD	fall 10	1945	1575	81%
PCCD	fall 11	1811	1507	83%
PCCD	fall 12	1702	1443	85%

Note: Persistence Rate is defined as the percentage of students enrolled in at least one class at the college at fall census of the cohort year who were then enrolled in at least one class on the following spring opening day in District.