

BERKELEY
CITY COLLEGE

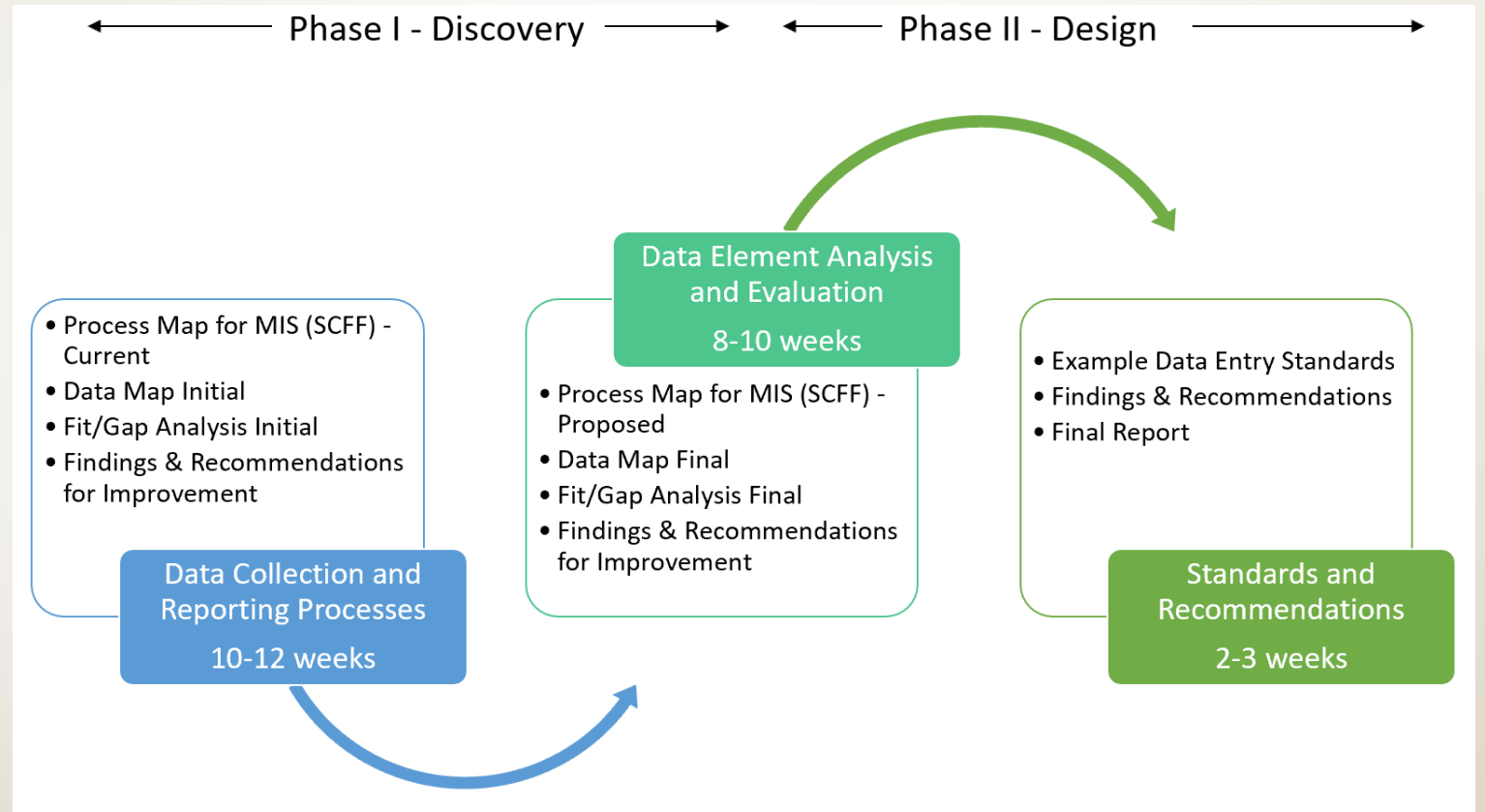


Data Collection Process Re-Engineering & Training Financial Aid

Presented by Cambridge West Partnership, LLC

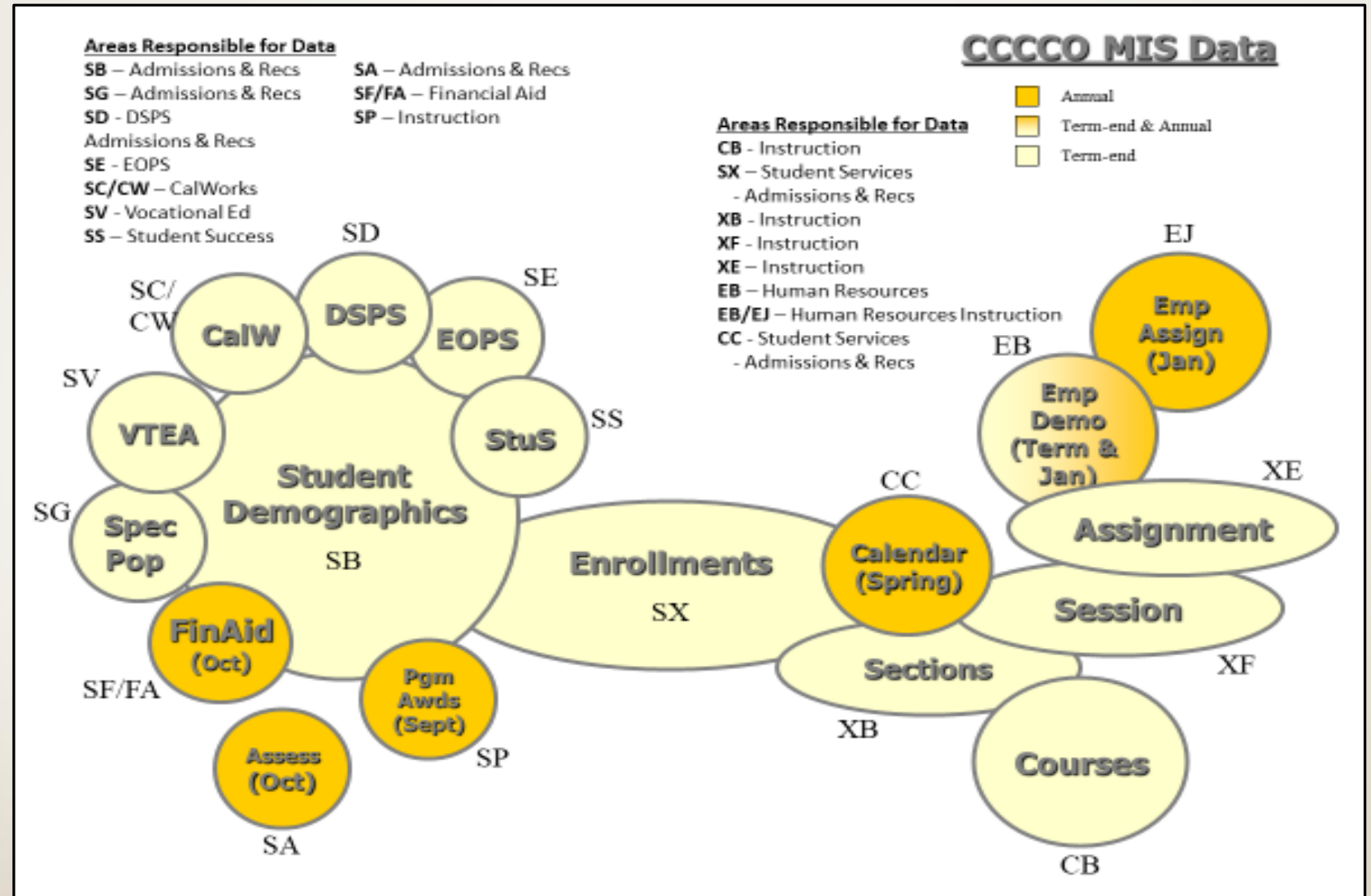
CW/P

A Little History – the Data Integrity Project

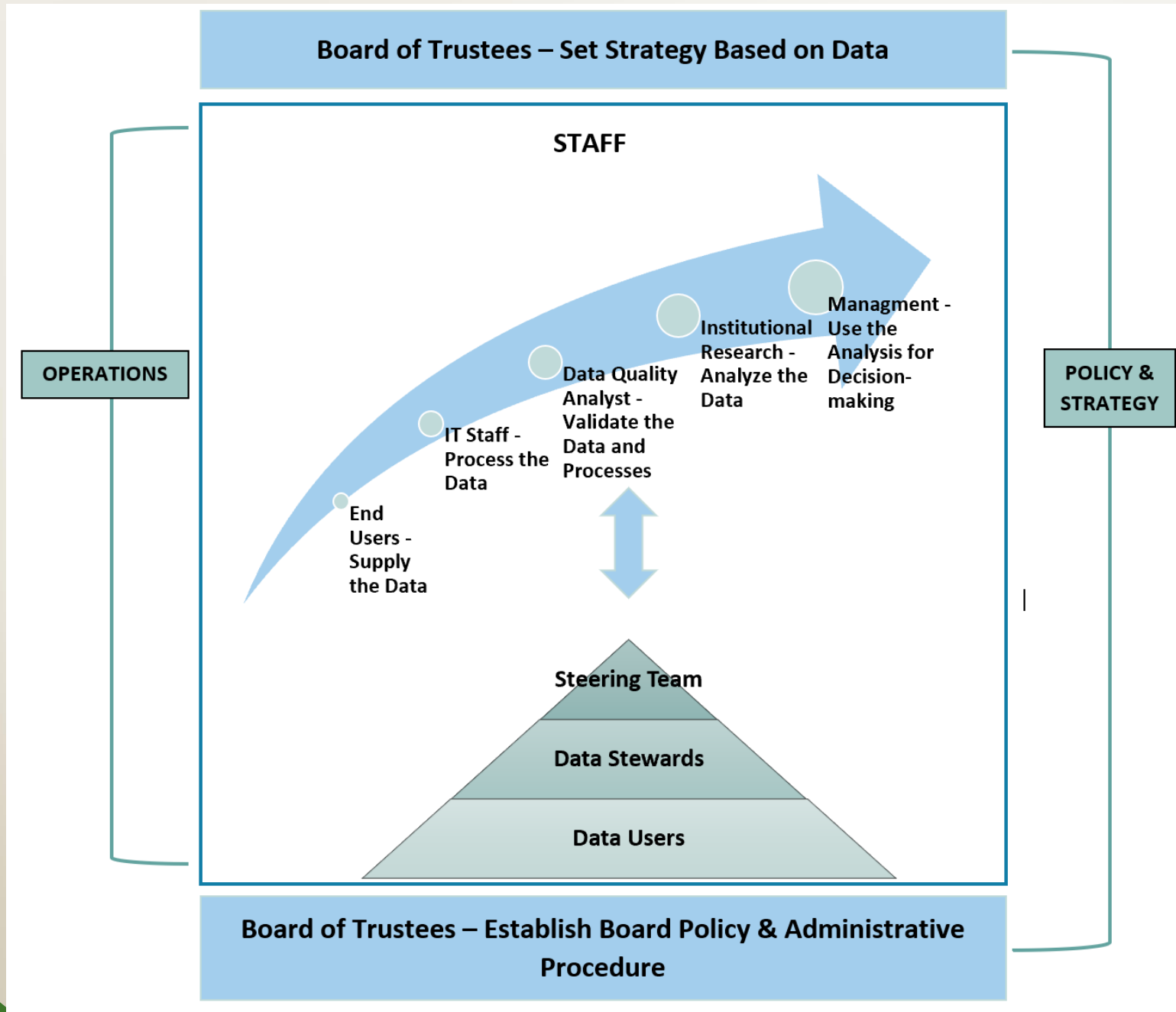


Interviewed **100+ Staff** in **13+ Departments**; Resulted in **12 Gaps**, **28 Departmental Recommendations**

Data Reviewed during the Data Integrity Project



Role of the Board & Staff in Data Integrity



Data Collection Process Re-Engineering & Training Project



- Review with appropriate staff the findings and recommendations from Data Integrity Project
- Revise process and data maps as warranted based on re-engineering outcomes
- Develop training materials/presentations for a training session for each area including training on use of the documents, data input requirements and impact/outcomes of the processes
- Conduct 4-hour training sessions (face-to-face or online) for each of the areas



**Peralta Community College District
Data Collection Process Re-engineering & Training**

Timeline

NOTES *Timeline projections based on initial project description
Timeline may change based on input from Steering Team & interview schedules*

Approximate Timeline

8 Weeks	Kickoff & Financial Aid Re-Engineering/Training	Approximate Dates	Status	Approximate Timeline							
				September			October			Nov	
				13-16	20-23	27-30	4-7	11-14	18-21	25-28	1-4
1-2	Initial planning meeting; prepare for kickoff	Sept 13-23									
3	Kickoff Meeting with Steering Team	Sept 27-30									
4	Financial Aid Preparation	Oct 4-7									
5	Financial Aid Re-engineering meeting	Oct 11-14									
6-7	Financial Aid Process Flow/Data Dictionary/Map & Recommendations List Updated; Training Materials Developed	Oct 18-28									
8	Training	Nov 1-4									
Products	<ul style="list-style-type: none"> • Revised Financial Aid Process Flow to be Implemented • Updated Data Dictionary/Map for Financial Aid • Updated Financial Aid Recommendation List Assignments/Timeline • Financial Aid Training Materials 										
NOTES	<i>Light blue highlighted areas require District/College staff participation: other items are consultant only</i>										

Project Plan



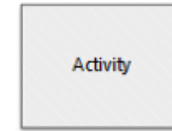
Review Current Process Flow for Student Financial Aid Demographics (SF) and Student Awards (FA) (using Visio diagram)




Process Map Symbols



Indicates begin or end of process flow.



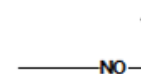
Describes one step in the process. Includes action verb and object for action.



Indicates a complex process with many steps.




Indicates a decision where a choice is made that dictates process flow.



Shows direction of process flow. If flow is from a decision point, a term will be included to show what decision was made.



Symbol for data storage – generally representing a database structure.



Symbol for report that is pass along during process flow.

Review Financial Aid Data Dictionary/Map (using spreadsheet)

MIS Element			Organization Responsible for Data Entry					
Code	Format	Element	DIST	BCC	COA	Laney	MC	Method of Collection



Review Financial Aid List of Recommendations (using District spreadsheet)

Data Integrity Project:Financial Aid					
Page 67-68 Findings & Recommendation					
Findings	Recommendations	Notes	Responsible Party	Target Completion	Status



- ❖ Update Process Map
- ❖ Update Data Map
- ❖ Update Recommendations List
- ❖ Develop Training Materials
- ❖ Conduct Training of all staff

**Where
Do We
Go From
Here?**

CW/P



Discussion & Questions



CW/P