

## How to Record Vaccination Details

1. Go to <https://sa.peralta.edu/> to log in to your Student Homepage:

**Peralta Campus Solutions (CS) System**

User ID

Password

**Sign In**

**Forgot User ID/Password: Students -> Please Click here**

2. In the student Center click on the tile Student Vaccination Tracker

**CAMPUS SOLUTIONS** Student Homepage

**Announcement**

Welcome to the Peralta Colleges! Fall 2021 classes start Monday, August 23. The last day to add Regular term classes without a Permission Number is Sunday, August 29. If you are waitlisted for a class, email the instructor to obtain a permission number. Last day to add Regular term classes with a permission number or to drop with a permission number is Sunday, August 29. Head to your Manage Classes tile to search, add and drop classes. NOTE: DURING A D... THE MODE OF CLASS INSTRUCTION MAY BE CHANGED TO R...

**Student Vaccination Tracker**

**Password Updates**

**Academic Progress**

Report Type has not been setup for this page.


**Academic Records**

3. Select the Vaccination Status in Student Vaccination Tracker

**Student Vaccination Tracker**

Student ID

Student Name

 \*Vaccination Status

- Fully Vaccinated
- Not Vaccinated
- Partially Vaccinated


4. Select the Vaccination Name

**Student Vaccination Tracker**

Student ID

Student Name

\*Vaccination Status

 Vaccine Name

- Johnson & Johnson
- Moderna
- Other - International
- pFizer

If you are vaccinated outside United States, please select "Other- International" as Vaccine Name and system will prompt you to enter Vaccine Company Name.

5. Click on Record Vaccination Details Push button


**Student Vaccination Tracker**

Student ID

Student Name

\*Vaccination Status

Vaccine Name



- Please enter your vaccination date along with an attachment and then click on save. Repeat for each vaccination date.

**Vaccination Tracker**

Cancel Save

Vaccination type

Vaccination Date

Comment


Booster Shot  
Dose1  
Dose2

Add Attachment

- Click on Add Attachment Push button to upload Vaccination Proof.

**File Attachment** ×

Choose From

  
My Device

- Once you save the details, you will receive a confirmation email in few minutes